01_

CONTEXT

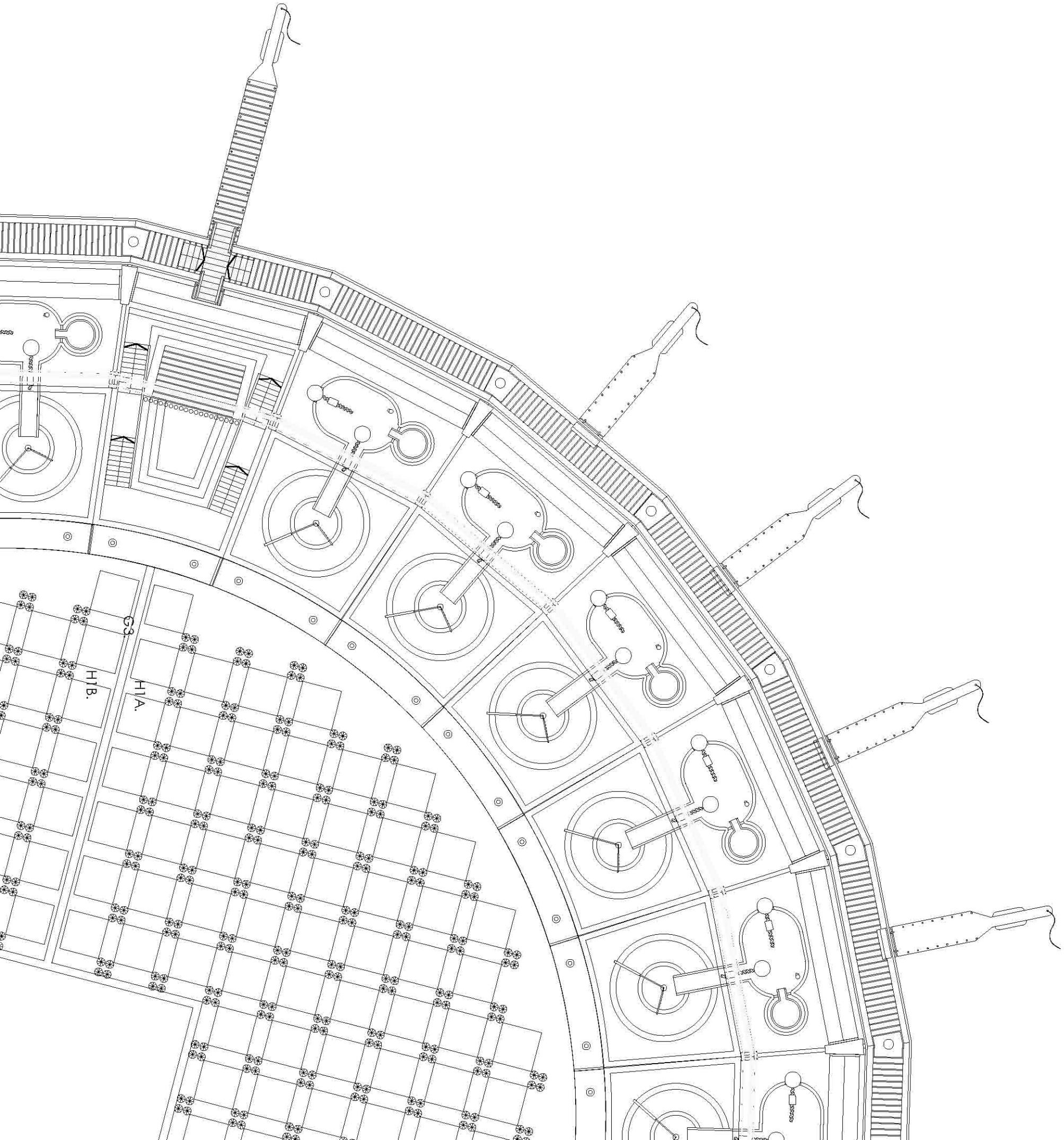
G3.
H1B.
H1A.

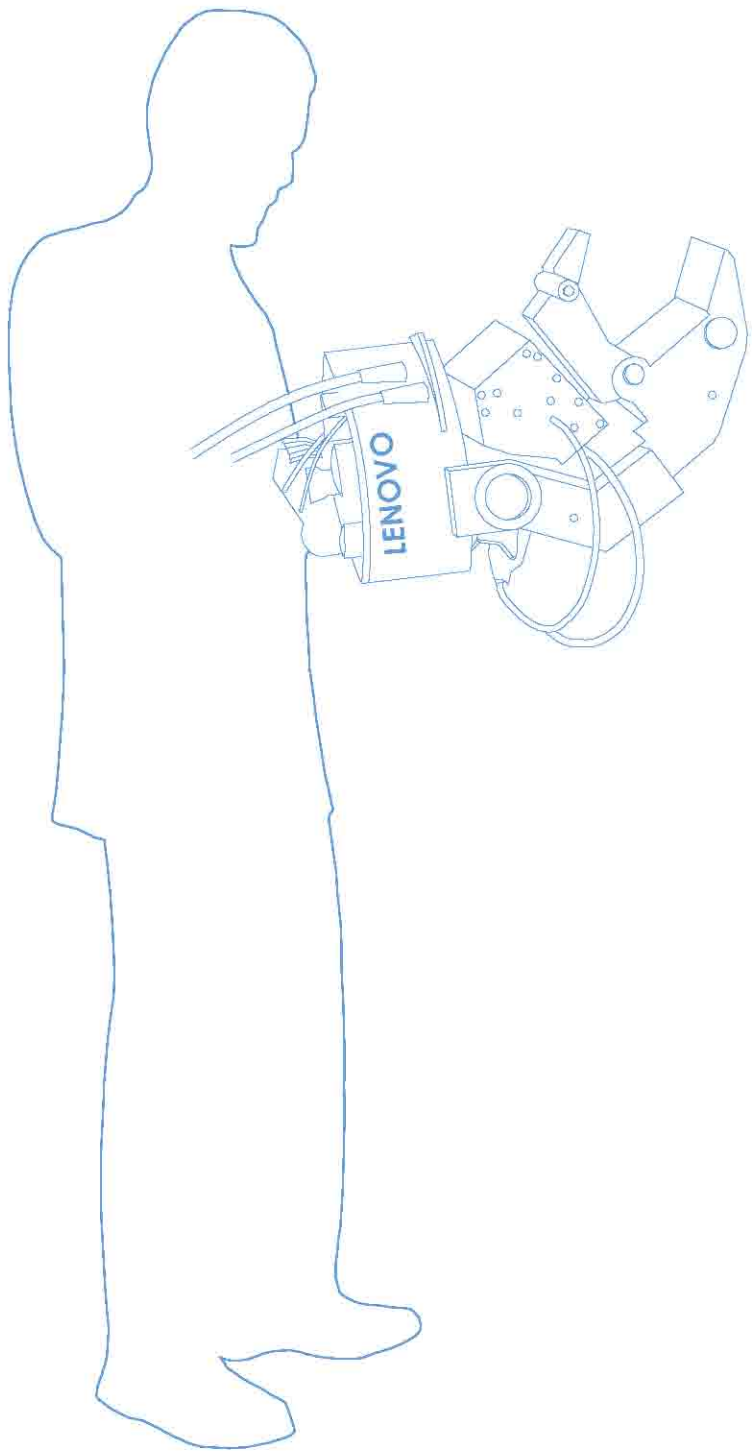

1.1 __BRIEF

Project Brief

The Lenovo R_evolution Lab

Lenovo, a Chinese multinational computer technology company are developing the first synthetic human being in order to accelerate human evolution. They require a research facility in the Greenwich Peninsula down river from their new European headquarters at The Royal Albert Docks.

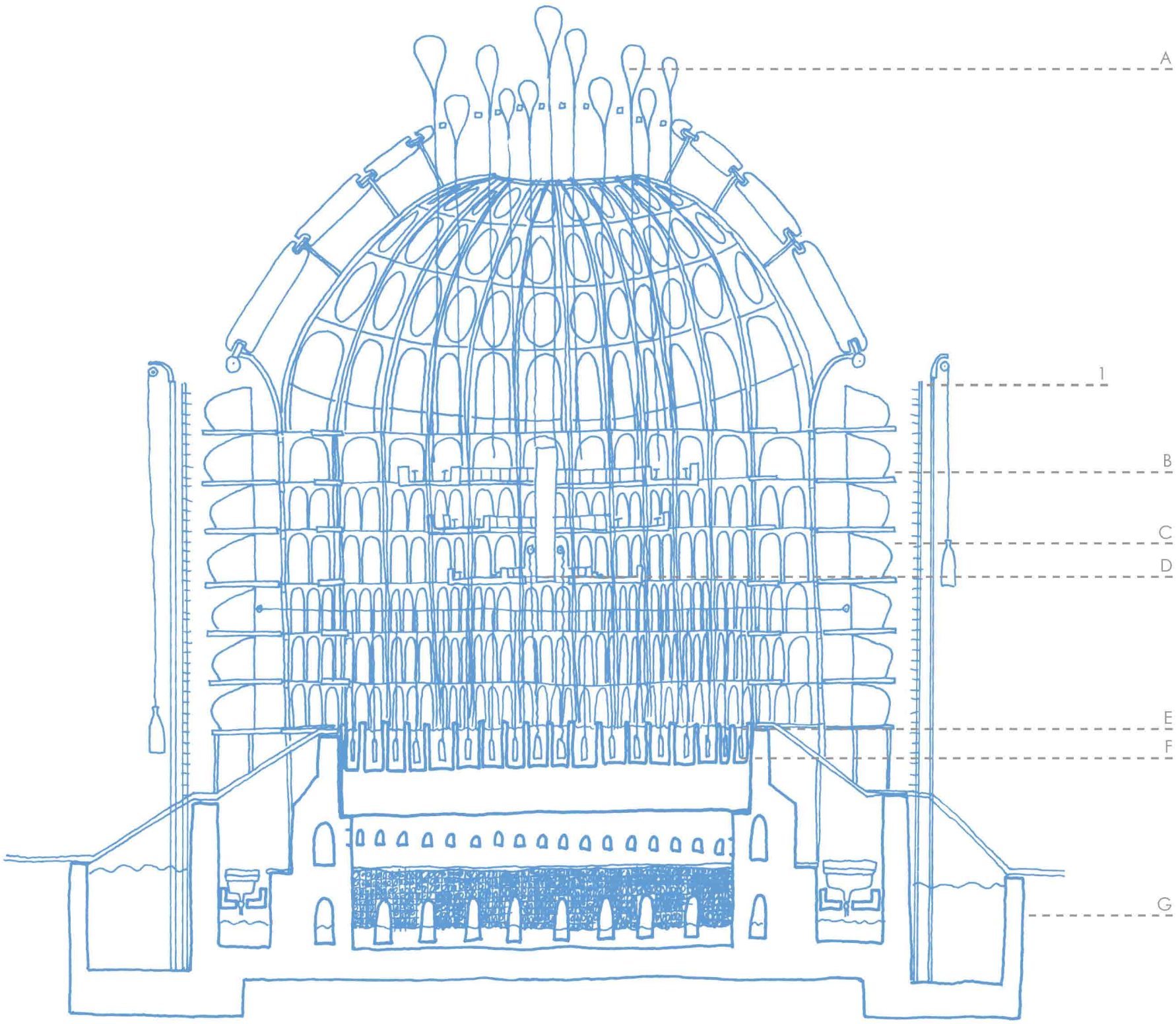

1.2 __SCOPE

Project Scope

The project comprises of two main phases:

1. The relocation of the existing 'Number one Gasometer'
2. The design of the Posthumanist research facility within it

A. Wifi cloud
B. Accommodation
C. Laboratories
D. Canteen
E. Charged landscape
F. Eels
G. Water purification

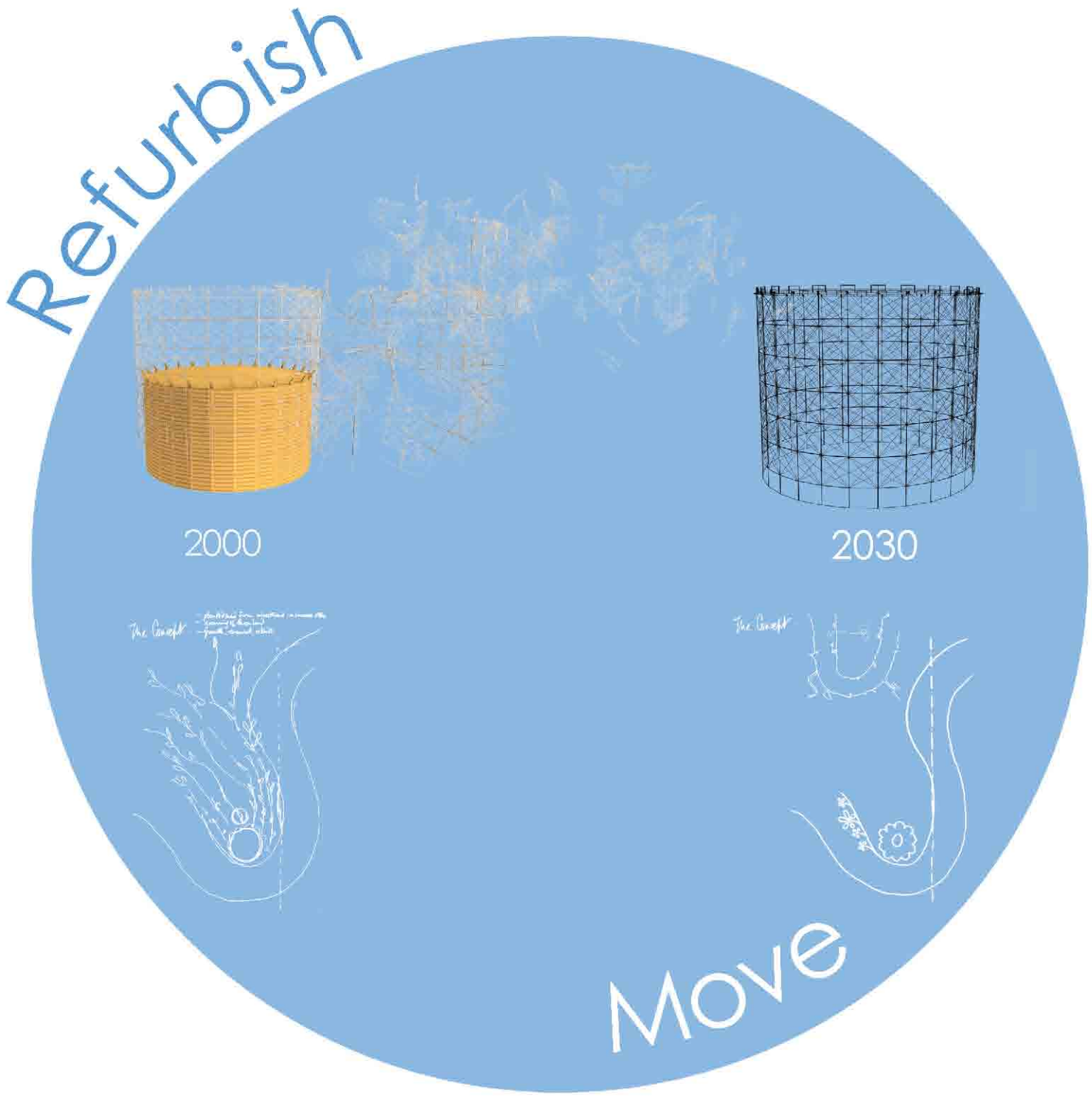

1.3 _CONCEPT

Design Concept

2000: The original concept sketch for the initial masterplan produced by Sir Terry Farrell based around; growth, renewal and rebirth.

2030: after 15 years of little development, the concept sketch is in need of an update. Maybe the flowers on his sketch have now bloomed along the Thames shoreline and the silhouette of the gasholder structure is maintained by relocating it to become part of a beautiful composition of sculptural, crafted 'Thames Flowers'.



2

The posthumanist research facility and its constituent parts will then be built inside the gas holder structure

1 | LENOVO GROUP LTD | CHINA

CITY BEIJING

FIELD COMPUTER TECHNOLOGY _ RESEARCHERS_DESIGNERS_DEVELOPERS_MANUFACTURERS

AMBITION CREATE THE FIRST POST HUMAN

CEO YANG YUANQING

BACK_STORY A CHINESE MULTINATIONAL COMPUTER TECHNOLOGY COMPANY WITH HEADQUARTERS IN BEIJING, CHINA, AND MORRISVILLE, NORTH CAROLINA, UNITED STATES. IT DESIGNS, DEVELOPS, MANUFACTURES AND SELLS PERSONAL COMPUTERS, TABLET COMPUTERS, SMART PHONES, WORKSTATIONS, SERVERS, ELECTRONIC STORAGE DEVICES, IT MANAGEMENT SOFTWARE AND SMART TV'S. IN 2013, LENOVO WAS THE WORLD'S LARGEST PERSONAL COMPUTER VENDOR BY UNIT SALES.

Past. Present. Future.



1.4 __CLIENT

Client Information

In the past, Lenovo have enjoyed great success in the Asian mobile phone market. Their recent purchase of Motorola's hardware department from Google will improve their market share of smart phones. This success was outdone however in 2013 when they became the world's largest personal computer vendor by unit sales. They
currently continue to compete in this market with their ThinkPad notebook computer line. However, the company's ultimate goal for the future is to create the worlds first synthetic human being, integrating their world beating technology into

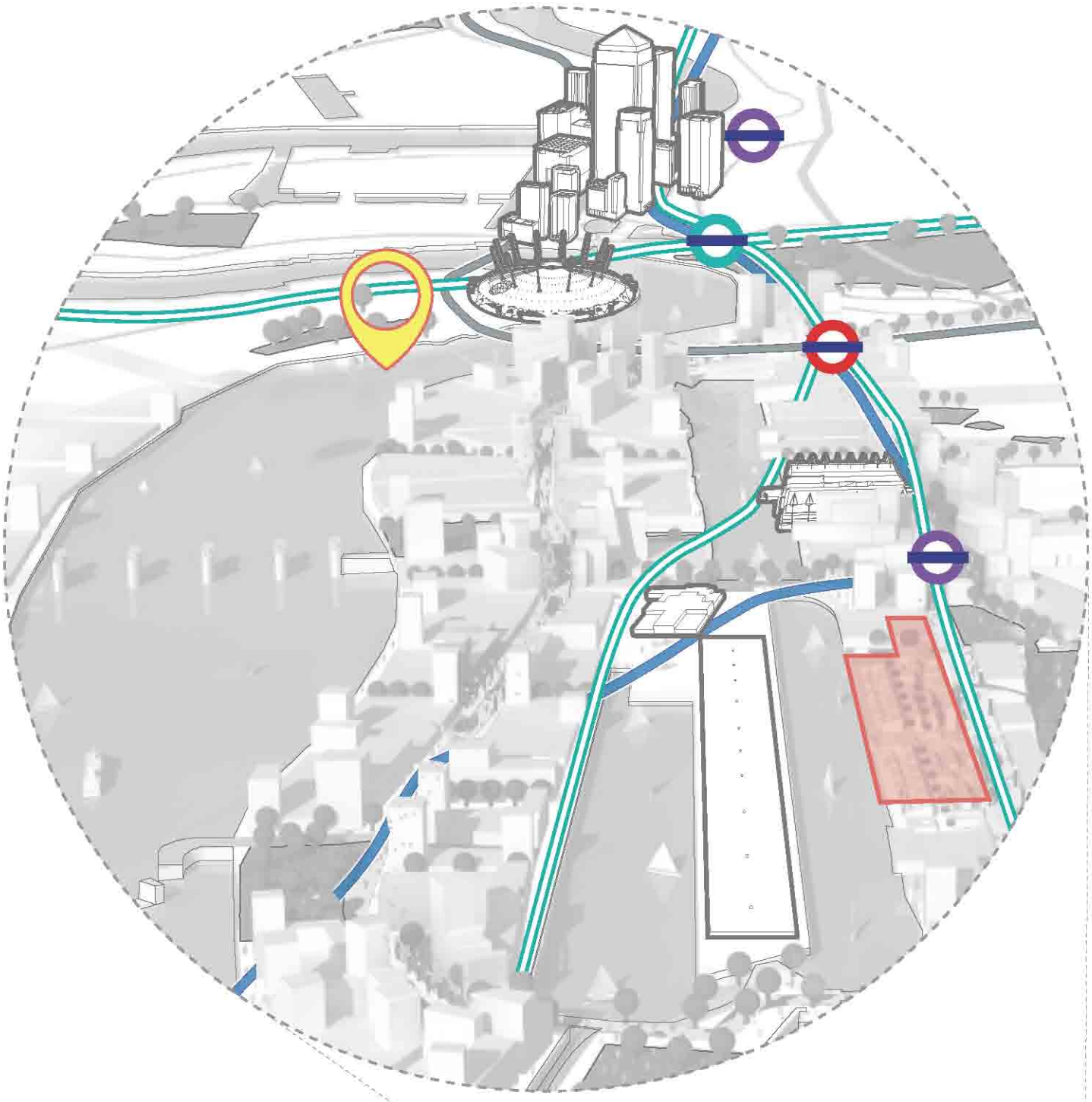

Phase

2

2030

Phase

1

2020

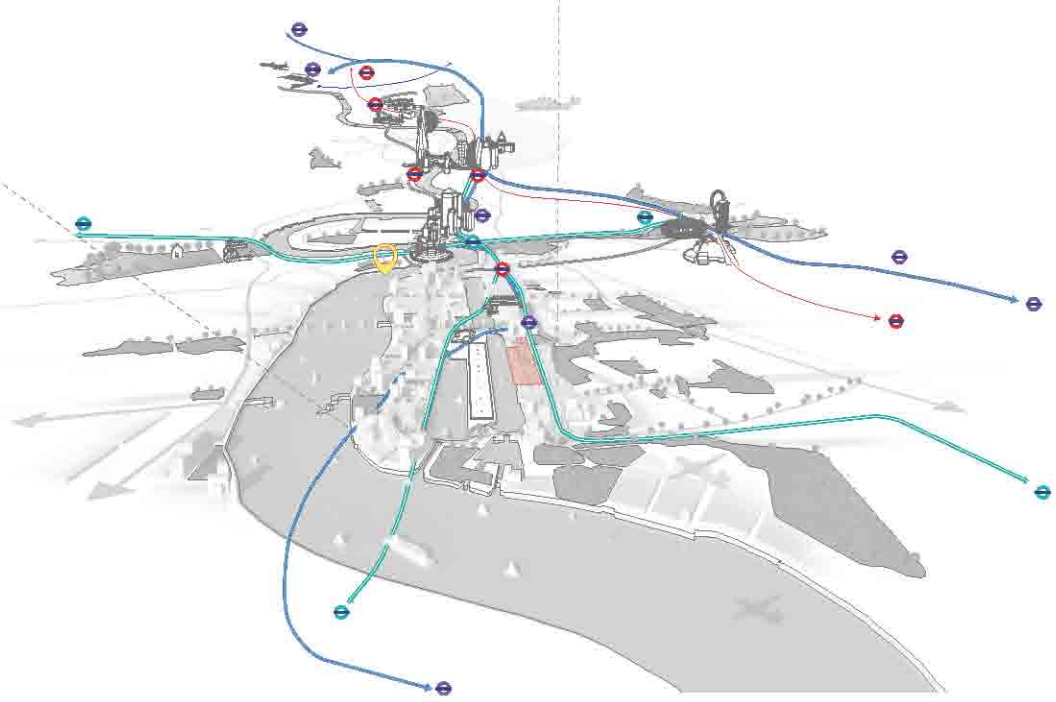

New European headquarters at **The Royal Albert Docks**
[Phase 1]

Proposed Site for the Posthumanist **research facility** at 'Digital Greenwich'
[Phase 2]

2	THE R_EVOLUTION LAB	UK

CITY LONDON

FIELD POST HUMAN TECHNOLOGY _
RESEARCHERS_DESIGNERS_DEVELOPERS_MANUFACTURERS

AMBITION CREATE THE FIRST POST HUMAN

TYPOLOGY
RESEARCH FACILITY

BACK_STORY 'Post humanist' research facility dedicated to the creation of the first synthetic human being. They believe in the un-tethered advancement of technology in order to accelerate the evolution of man through the creation of the first 'post human' android

1.

2.

3.



1.5 _PROGRAM

The R_evolution Lab
Lenovo Institute of Posthuman Research

Building Program

Scope of the programme's constituent parts

7. Gasometer
6. Laboratories
5. Canteen
4. Eel trapping
3. Eels
2. Charged landscape
1. Water purification





12

Evolutionary Scientists

'Post humanist' practitioners dedicated to the creation of the first synthetic human being. They believe in the untethered advancement of technology in order to accelerate the evolution of man through the creation of the first 'post human' android. They wish to create a 'technological utopia' by:
- Developing technology in a post-consumer / post capitalist social market economy
- Developing technology outside of military control and application
- Developing technology ethically within a rounded society and environment
in a balanced, cultural atmosphere

36

PHD Students

Each student works as part of a 3-man research team alongside one of the 12 evolutionary scientists and is recruited onto their PHD program.
Each PHD program addresses a key area of creating a synthetic human being such as:
- Addressing our interface with technology using an 'architecture of nostalgia' to break down the boundaries between man and robot
- Designing synthetic beings to both look and act like human beings with human like bodies and a flesh like resemblance
- The mechanical, bio and ethical implications of the next stage of evolution
- blurring the lines between man and robot by taking technology into our bodies
- The control of synthetic life - ensuring that it remains ethical and safe

40

VIP Guest Consultants

A carefully selected population of extraordinary individuals, identified by the 'post humanist think tank' to augment and supplement their research and integrate their abilities into their 'Synthetic Human Being Program'.
The candidates are invited to stay at 'The Grand Greenwich Drone Boutique' for an undisclosed period of time – dictated by their relevance to the ongoing research conducted in the hotel.
The incentive for volunteering their services is unrivalled service provided by a fleet of fully programmable drones waiting on them hand and foot, as well as the chance to live in the environment of their dreams; 're-animation chambers' built pixel by pixel to match and fulfil the occupants needs and desires.

1.5 [1] _PROGRAM

Staff Details

Posthuman research will be conducted in 12 core teams. Each Evolutionary scientist will run a PHD research team of 3 students. Expert consultancy will be provided by any of the 40 guest consultants who will live on site whilst ever they are relevant to the research.

1.5 [2] _PROGRAM

VIP Guest Profiles



1.6 __SITE

Site Location

National Context
City Context
Urban Context
Local context

1.6 1__SITE 1:2000

Site Context

The proposed site within the context of the Future Masterplan for the Peninsula

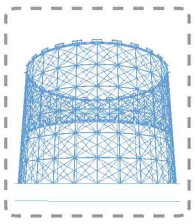

East Greenwich Gas Works:
> The East Greenwich Gas Works of the South Metropolitan Gas Company was built under the auspices of the South Metropolitan Gas Company's chairman George Livesey
> Last gas works to be built in London
> Most modern
> Originally manufacturing town gas from coal brought in by river and exporting coke and chemicals
> **The plant was converted** to produce gas from oil in the 1960s



The Millennium Dome:
> Originally used to house the 'Millennium Experience', a major exhibition celebrating the beginning of the third millennium
> The exhibition was open to the public from 1 January to 31 December 2000
> The project and exhibition was the subject of considerable political controversy as it failed to attract the number of visitors anticipated, with recurring financial problems
> **The dome was converted** and it is now a key exterior feature of The O2

Coal Jetty

Ferry Stop

Yacht Club House

Floating Jetty

Gormley Sculpture

Emirates Sky Rail

1.6 2 __SITE

History Of Site

A history of the Peninsula's 'iconic landmarks' and their subsequent conversions in order to survive in the future

2030

> The 'Number 1 Gasometer', built in 1886 as part of the South Metropolitan Gas Company's East Greenwich Gasworks.
> Today, This is the **last remaining artefact of the Gasworks**

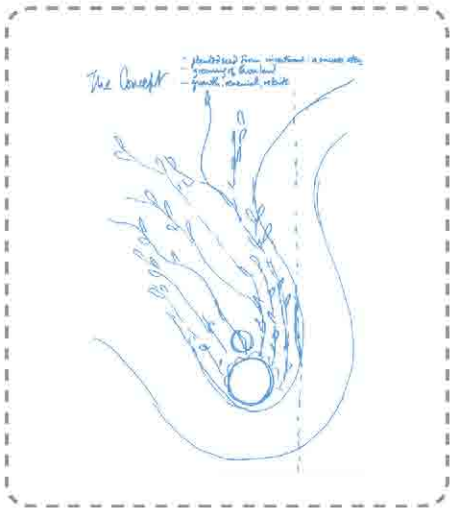

2000



2030

> 2000:
The original concept sketch for the **initial masterplan** produced by Sir Terry Farrell based around; growth, renewal and rebirth **triggered by the construction of the Millennium Dome**

2030

> After 15 years of little development, the concept sketch is in need of an **update.**
> The flower buds on the original concept sketch have now bloomed along the **Thames shoreline** as **'Thames Flowers'** ; the fruits of investment and development of the Peninsula



Coal Jetty



Ferry Stop

Yacht Club House



Floating Jetty

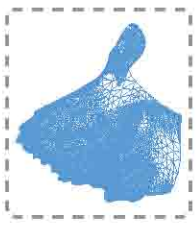

Gormley Sculpture

Emirates Sky Rail

2030

> Reinterpreting the Thames shoreline and the collection of 'objects' that decorate it as:
'A beautiful composition of sculptural, crafted 'Thames Flowers' that line the Peninsula shoreline creating an iconic elevation

1.6 3 __SITE

Urban Design Concept

Urban design concept: 'Thames Flowers'
'A beautiful composition of sculptural, crafted 'Thames Flowers' that line the Peninsula shoreline creating an iconic elevation

1.6 4 __SITE 1:1000

Thames Flowers

1. Thames Flower_ 'Thames Clipper' Station
2. Thames Flower_ 'Emirates Air Line
3. Thames Flower_ 'Quantum Cloud' Sculpture
4. Thames Flower_ 'The Lenovo R_evolution Lab' and floating jetty
5. Thames Flower_ Coal Jetty Cafe / Bar
6. Thames Flower_ Greenwich Yacht Club House and floating jetty

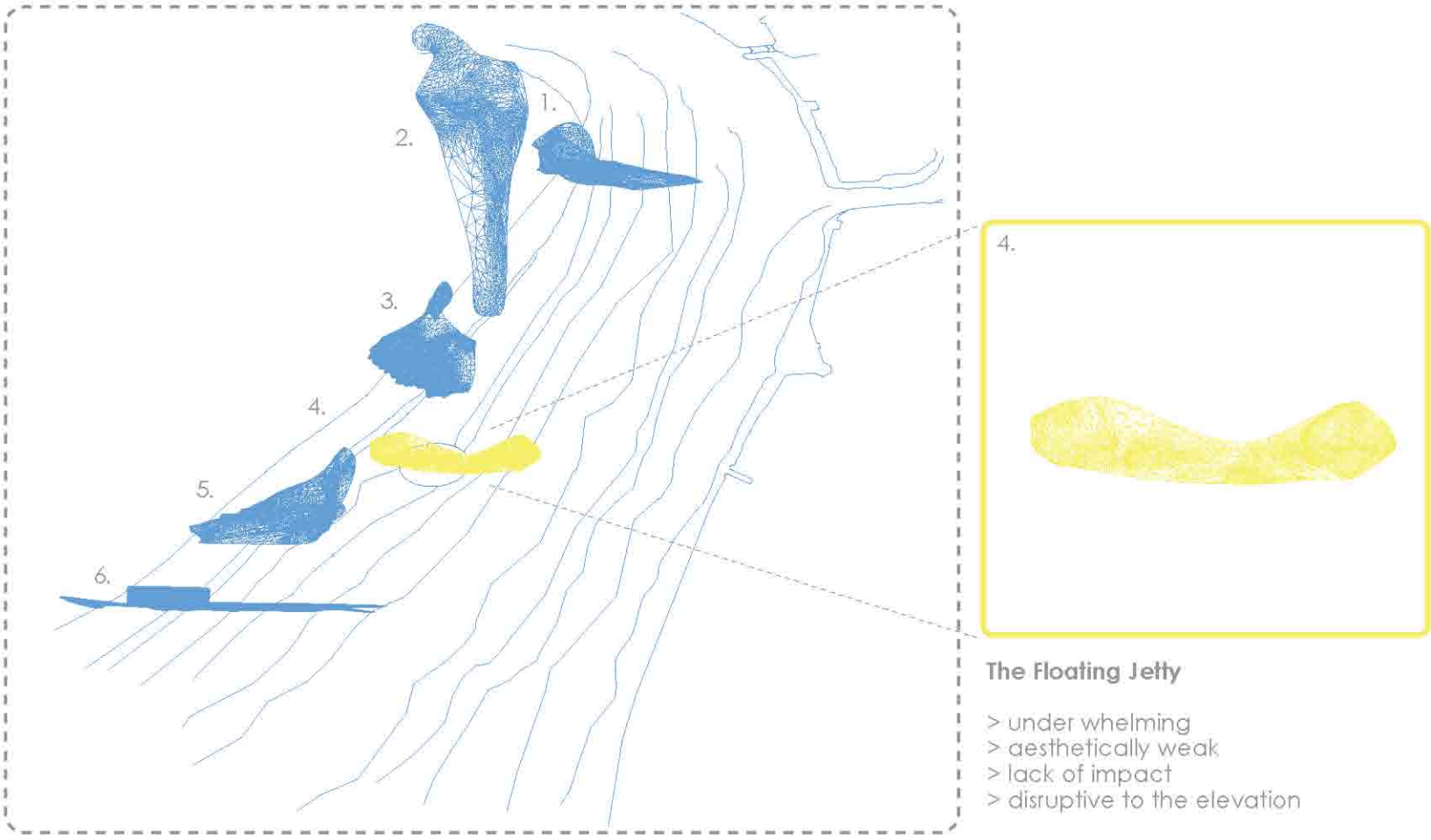

The Floating Jetty

> under whelming
> aesthetically weak
> lack of impact
> disruptive to the elevation

Improving the 'iconic elevation' by identifying the floating jetty as a disruptive link in the peninsula shore line elevation

1.6

5 __SITE 1:1000

Existing Landmark

Identifying the 'Number 1 Gasometer' as an existing landmark on the Peninsula site

The 'Number 1 Gasometer'

> An existing landmark on the peninsula could be used as a **catalyst** for development

Landmarks in the East

> These landmarks helped to drive the development of East London by defining the Olympic park as a **destination**

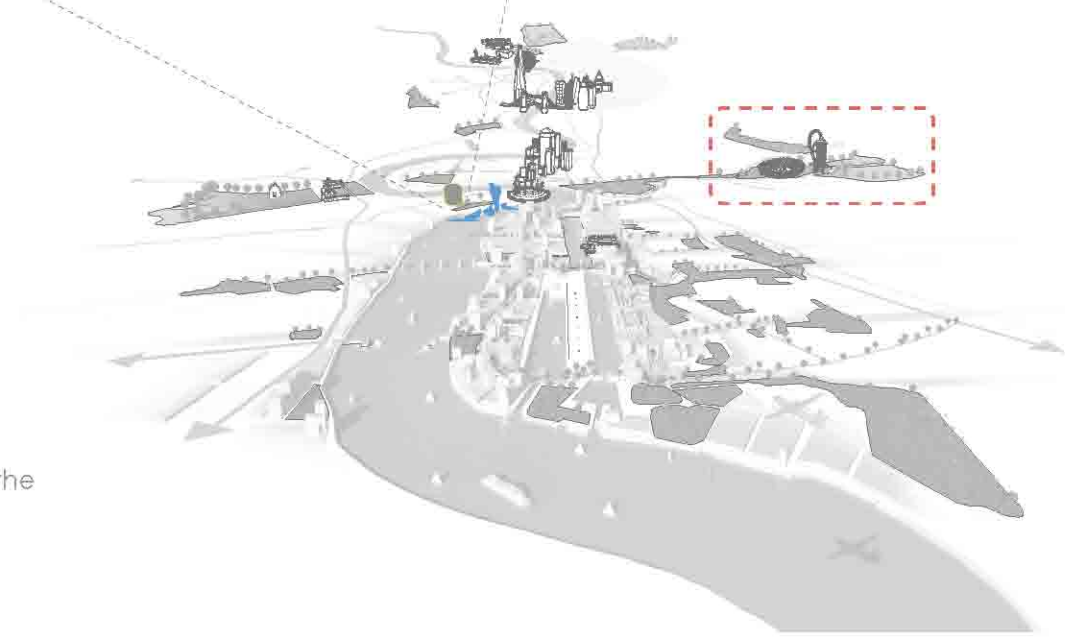

1.6 6 __SITE

Development Trends

The 'Number 1 Gasometer' within the context of local landmarks and 'Thames Flowers'

Development is catalysed by landmarks which help to define destinations









1.6 7 __SITE

Creating a New Landmark

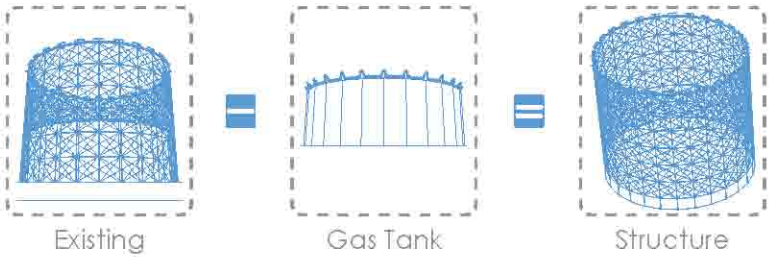


Refurbished





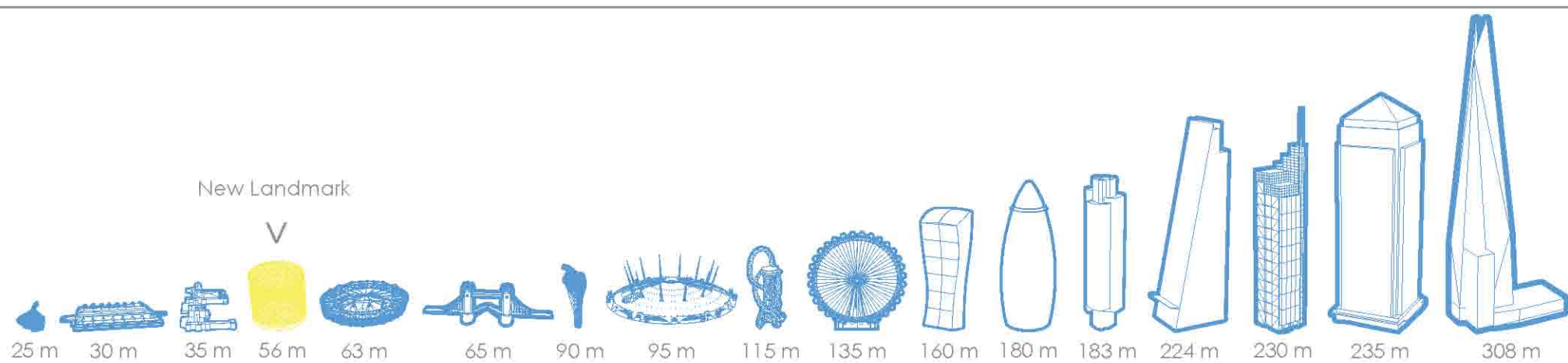
New Landmark
25 m
30 m
35 m
56 m
63 m
65 m
90 m
95 m
115 m
135 m
160 m
180 m
183 m
224 m
230 m
235 m
308 m

1.6 8 __SITE 1:1000

Moving the Gasometer

1. Thames Flower_ 'Thames Clipper' Station
2. Thames Flower_ 'Emirates Air Line
3. Thames Flower_ 'Quantum Cloud' Sculpture
4. **Thames Flower_ 'The Number 1 Gasometer'**
5. Thames Flower_ Coal Jetty Cafe / Bar
6. Thames Flower_ Greenwich Yacht Club House and floating jetty

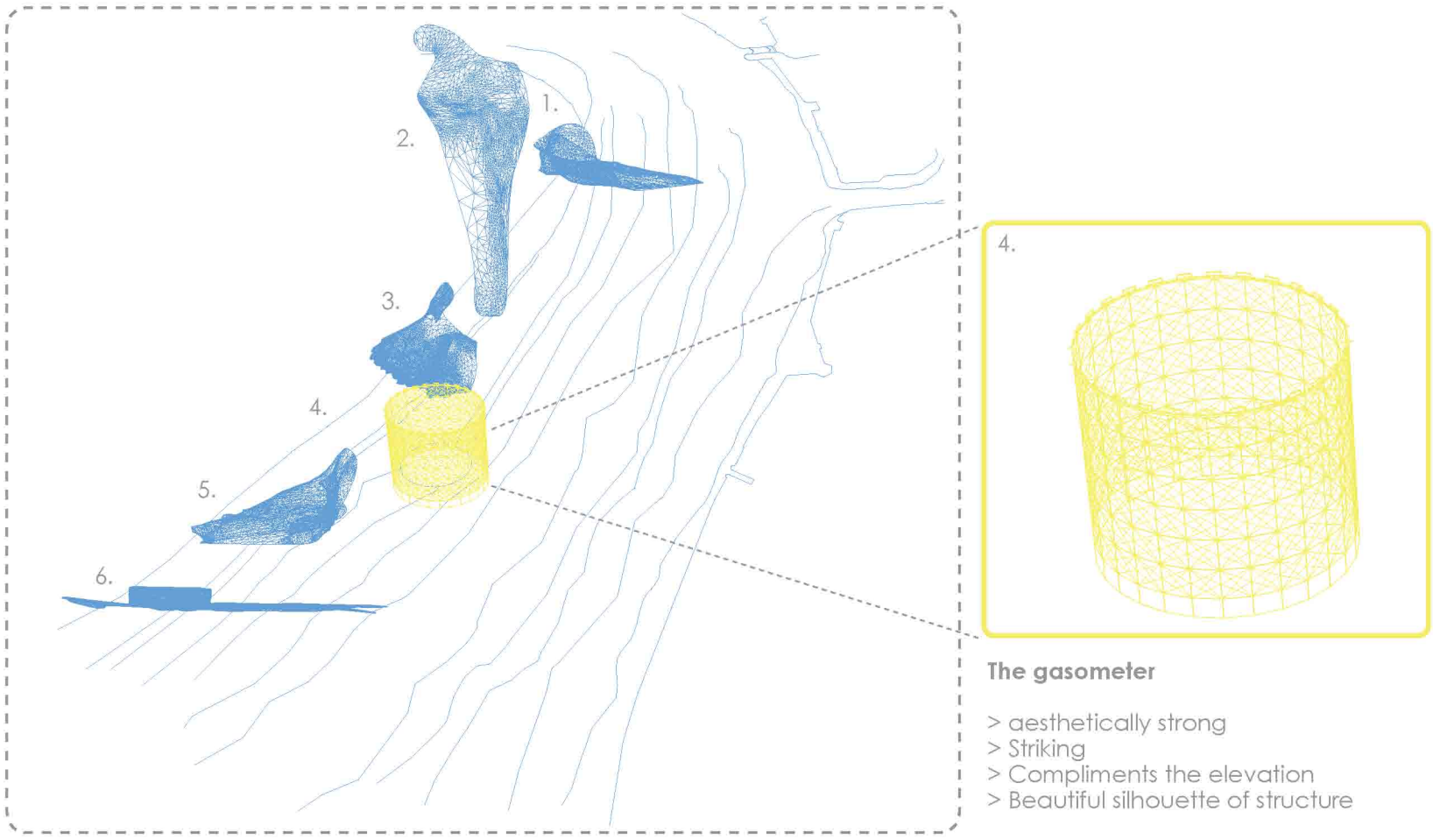

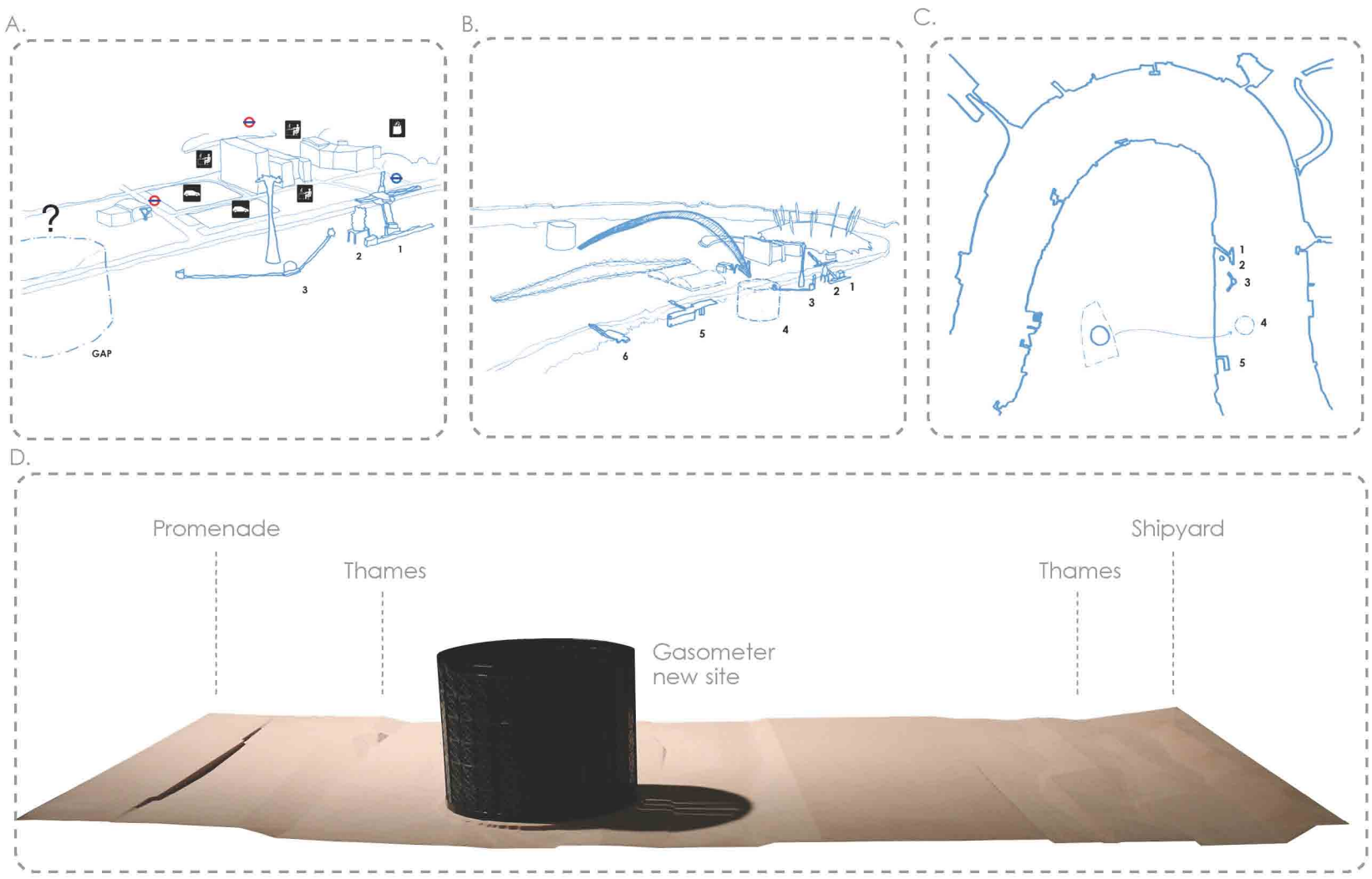

A. Identifying the gap in the Peninsula elevation
B. Relocating the Gasometer to infill the gap
C. Move Gas Holder from developable plot
D. The relocated Gasometer in the River Thames

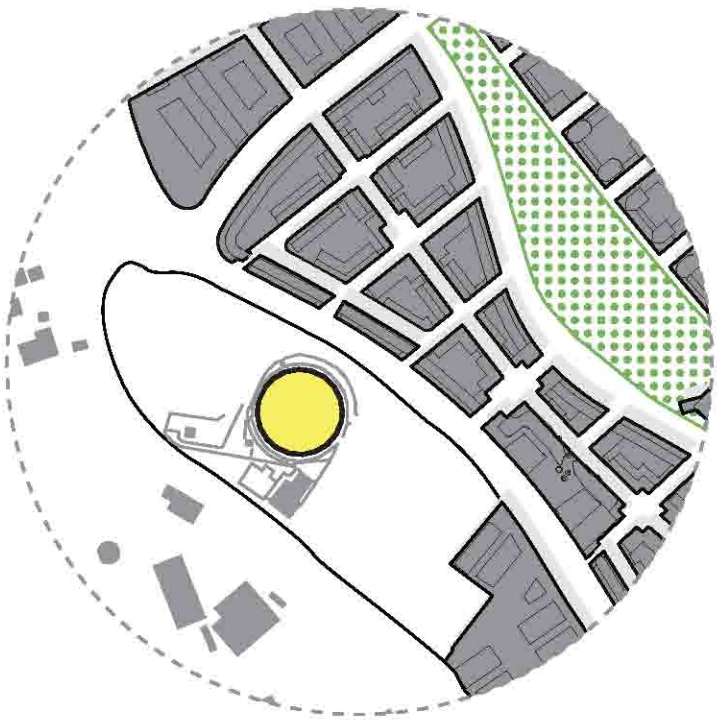

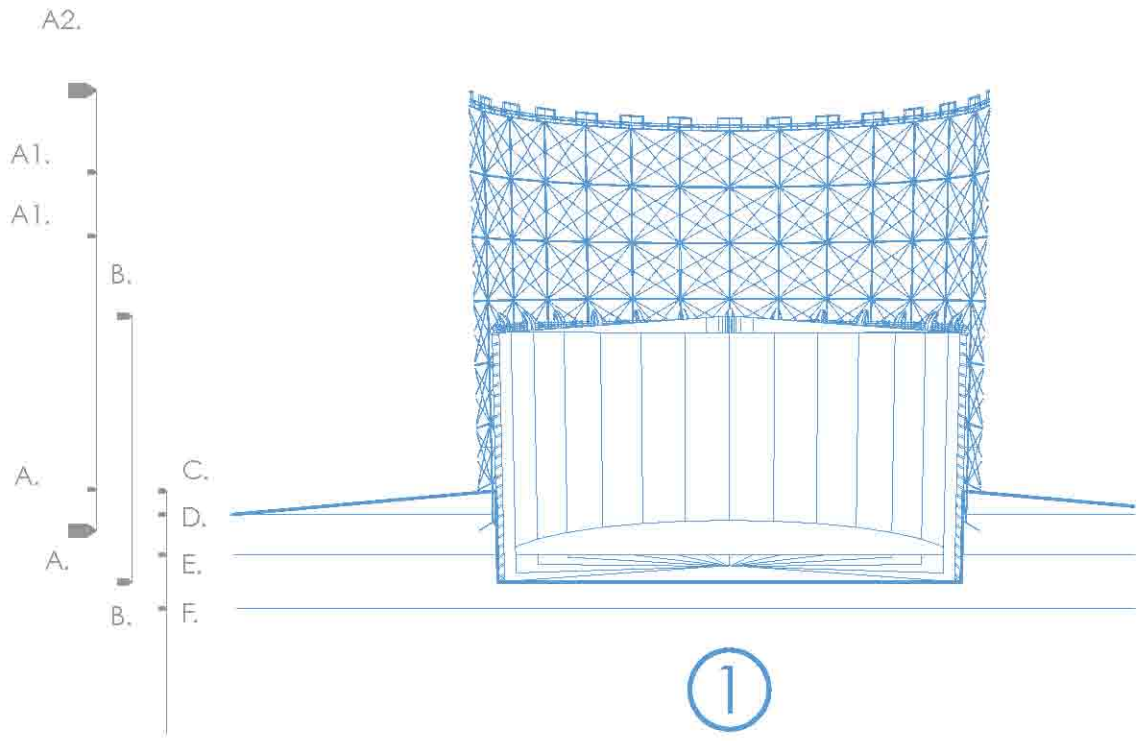

1
Existing Location

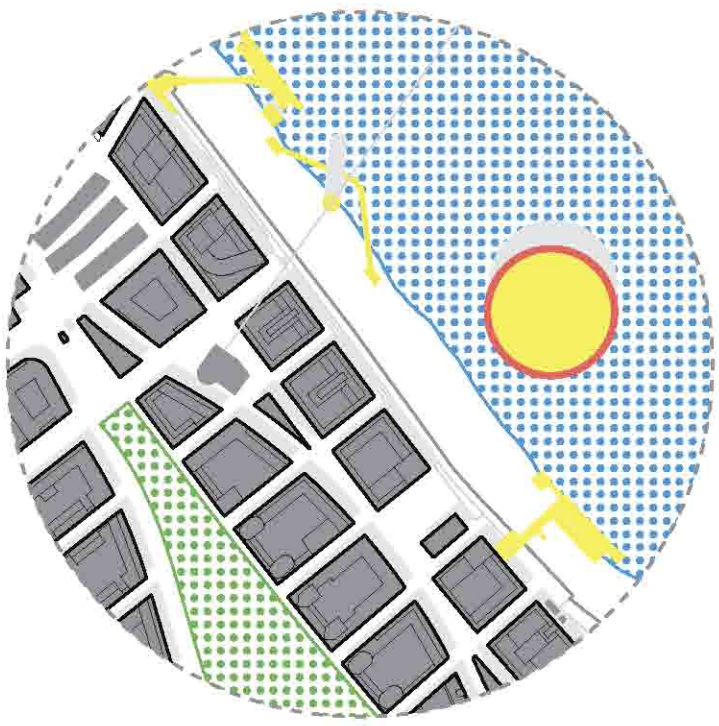

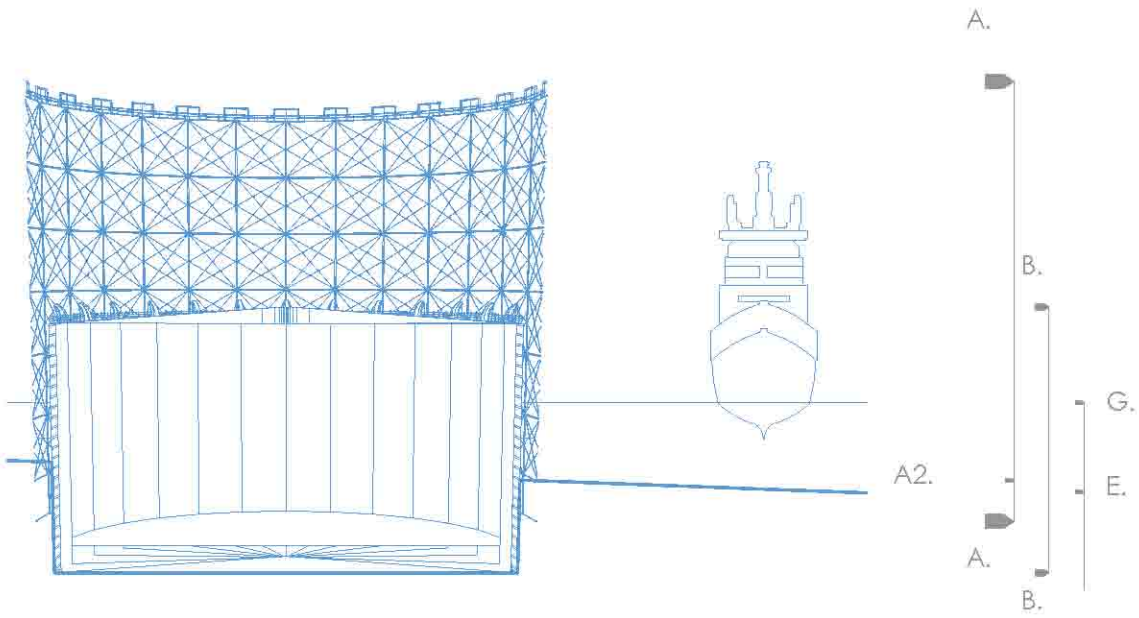

2
Proposed Location

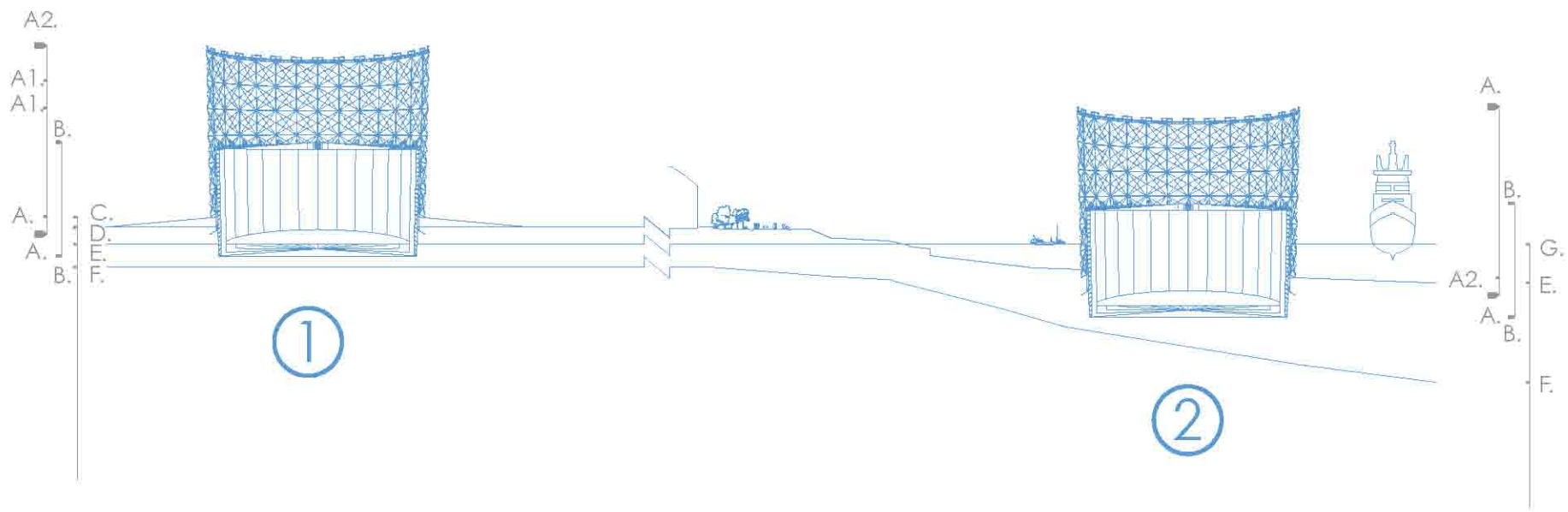

1.6 9 __SITE

Moving the Gasometer

A. East Greenwich No 1 Gasholder _ **Structure** Steel
A1. East Greenwich No 1 Gasholder _ **Panel** x2 Superimposed Systems of Diagonal Bracing
A2. East Greenwich No 1 Gasholder _ **Foundation**
B. East Greenwich No 1 Gasholder _ **Gas Tank**
C. Gravel 3.6m
D. Alluvium 13.7m
E. London Clay Thin Seam
F. Aquifer Water Bearing Strata Beds_Woolwick / Reading

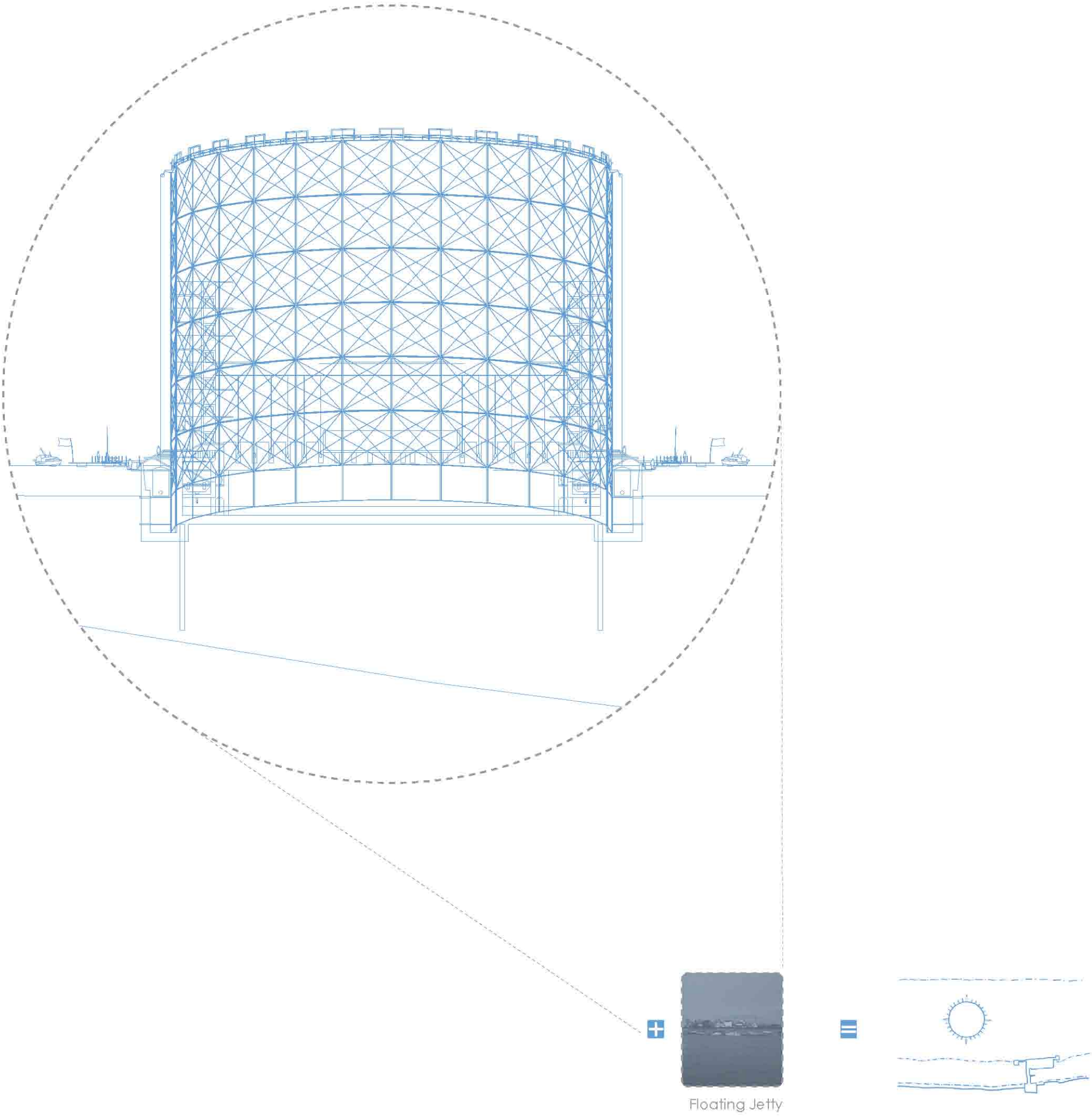

Integration of the **existing floating jetty,** providing **access** to the site as well as **reproviding** a well used **amenity** to the public

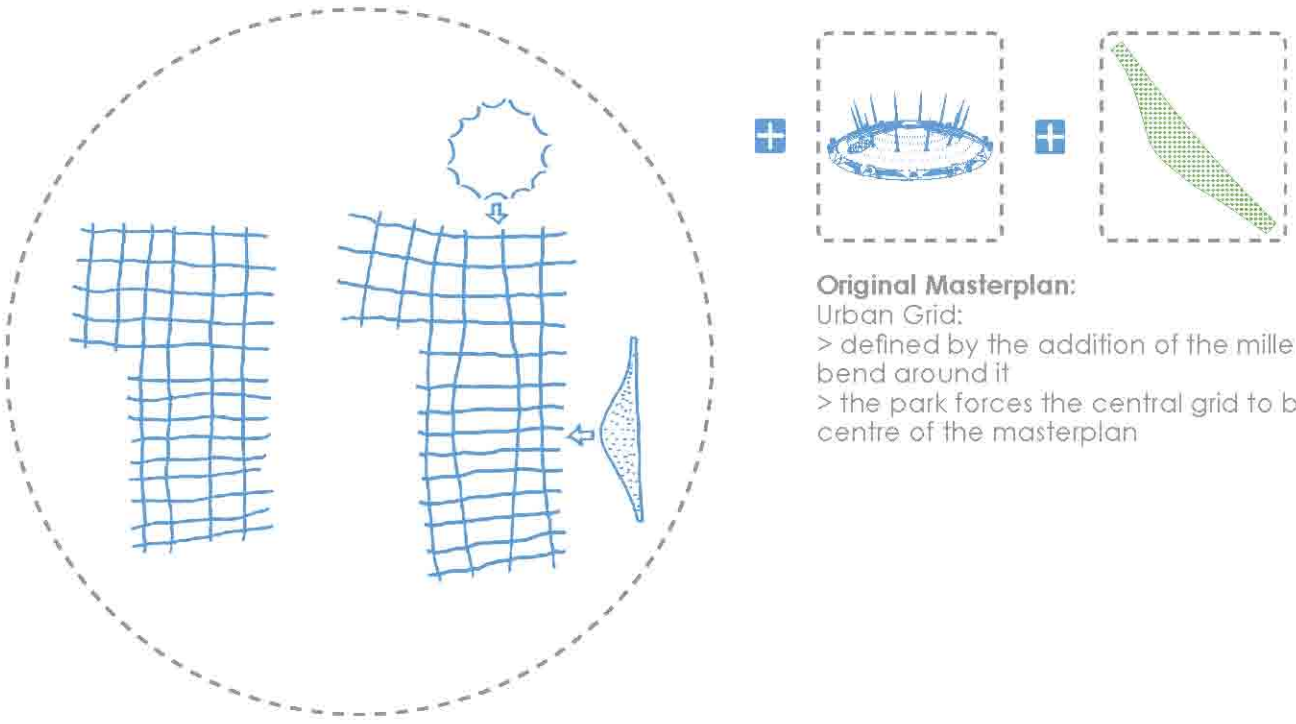

Original Masterplan:
Urban Grid:
> defined by the addition of the millennium dome which forces the northern grid to bend around it
> the park forces the central grid to bend around it forcing a ripple to through the centre of the masterplan

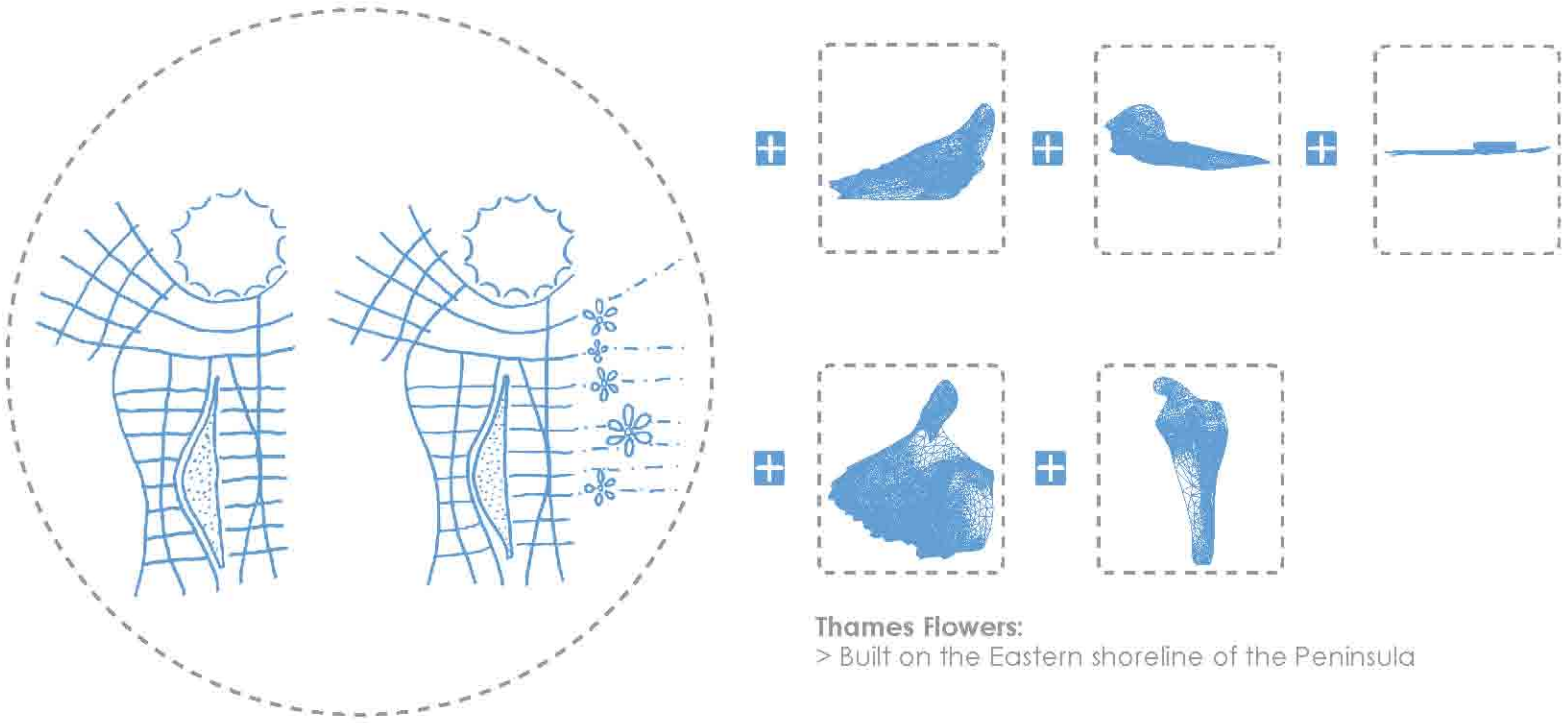

Thames Flowers:
> Built on the Eastern shoreline of the Peninsula

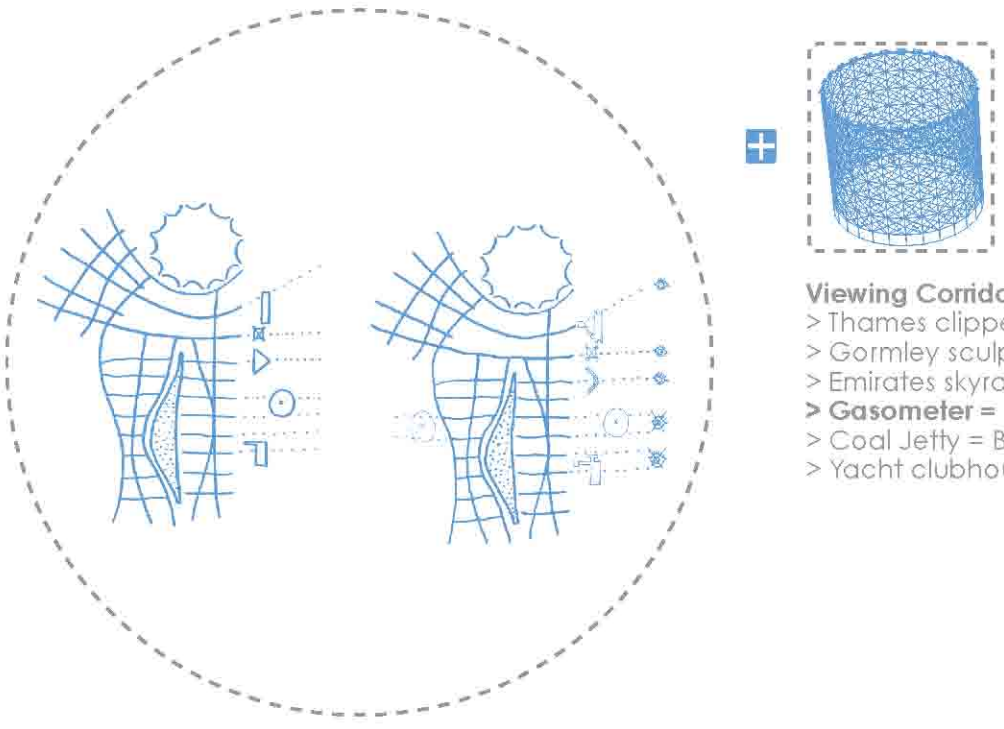

Viewing Corridors:
> Thames clipper = end of view corridor
> Gormley sculpture = end of view corridor
> Emirates skyrail = end of view corridor
> Gasometer = Between view corridor [as to not block view of Thames]
> Coal Jetty = Between view corridor
> Yacht clubhouse = Between view corridor

1.6 10 __SITE

Urban Grid

> The position of the gasometer **obeys the urban grid**, sitting between two major viewing corridors / vista in order to not block views to the Thames.

> It also occupies the **same position in its plot** as it did on the **existing site** which **influenced the design** of the **original masterplan.** Therefore the **block is read** in exactly the **same way**

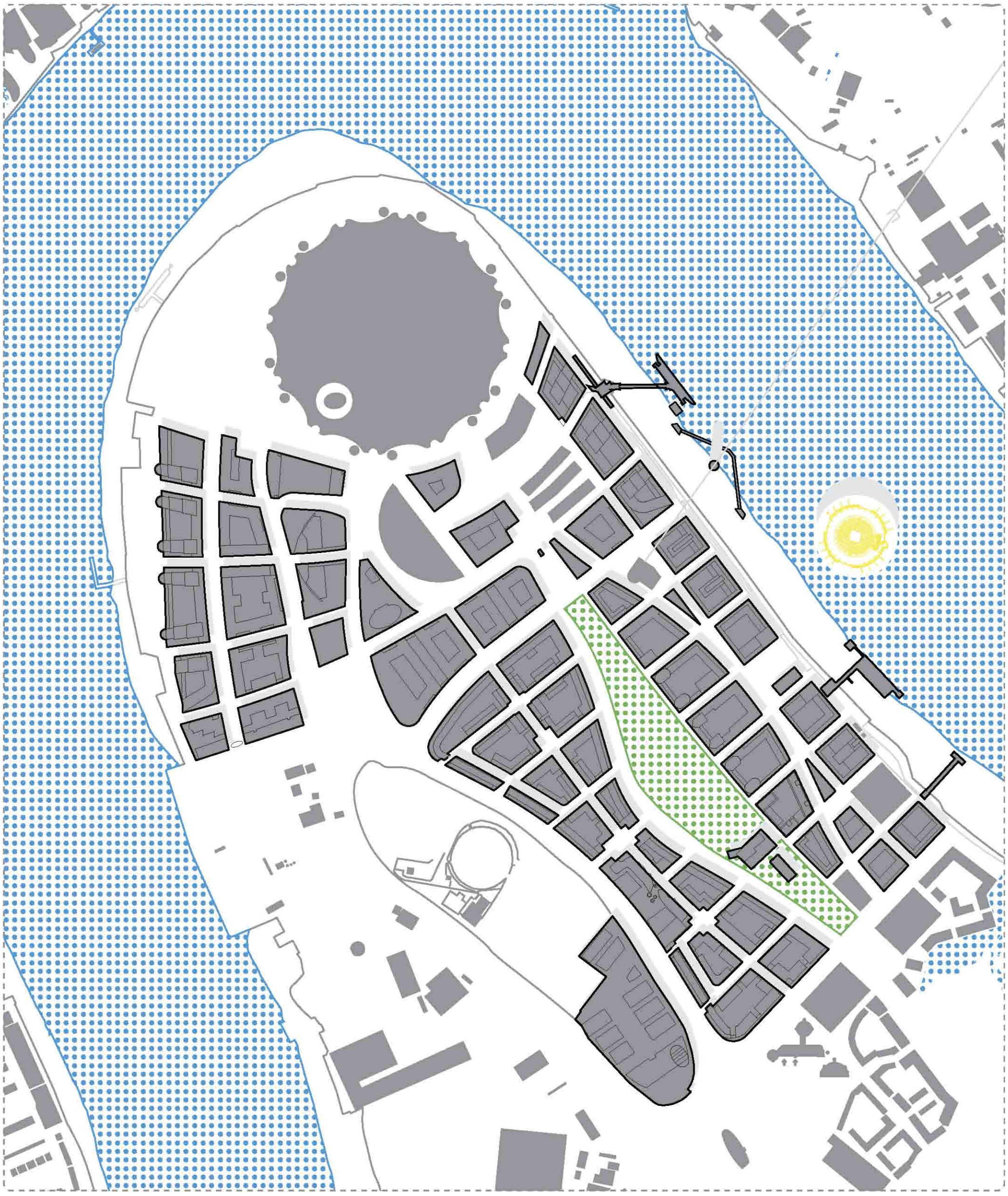

1.6 11 __SITE 1:500

Urban Grain

> The existing masterplan has a **limited existing urban grain**, therefore by including the gasometer in the proposal helps to **preserve the industrial heritage** of the site.

> The new landmark will help to **activate the shore front** after the new residential developments are built

opportunities



Constraints

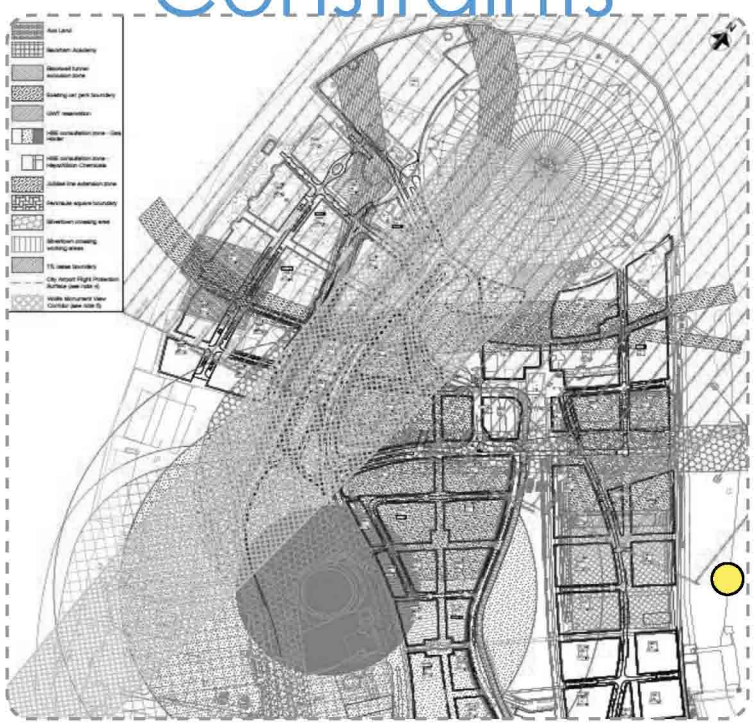

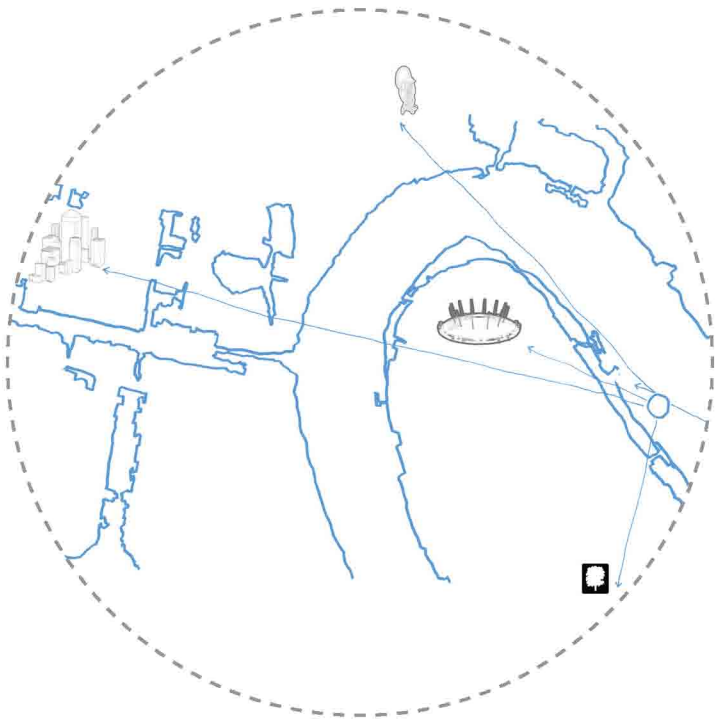

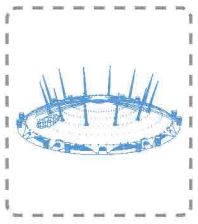

02 Arena

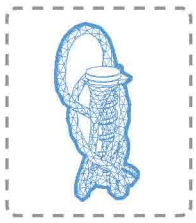

Olympic Park

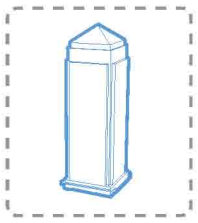

Canary Wharf

Short Distance Views

Greenwich Park

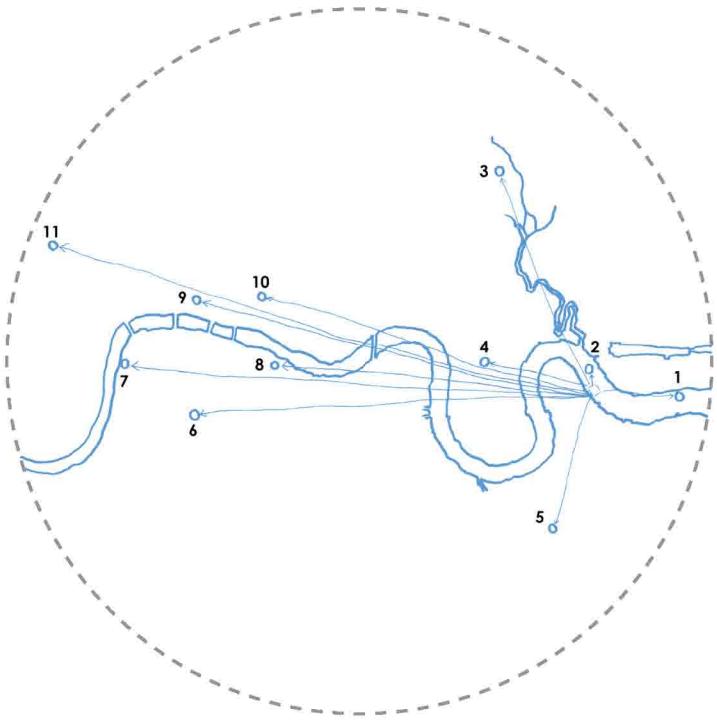



Long Distance Views

1 Thames Barrier
2 Emirates Sky Rail
3 Olympic Park
4 Canary Wharf
5 Green Park
6 Strata
7 Millennium Wheel
8 Shard
9 St Pauls
10 St Mary Axe
11 BT Tower

1.6 12 __SITE

Site Opportunities _Constraints

Identifying the opportunities and constraints posed by the chosen site

> **Opportunities:** Due to the height of the structure, opportunities arise for wonderful **views** [too and from] the rest of London

A.

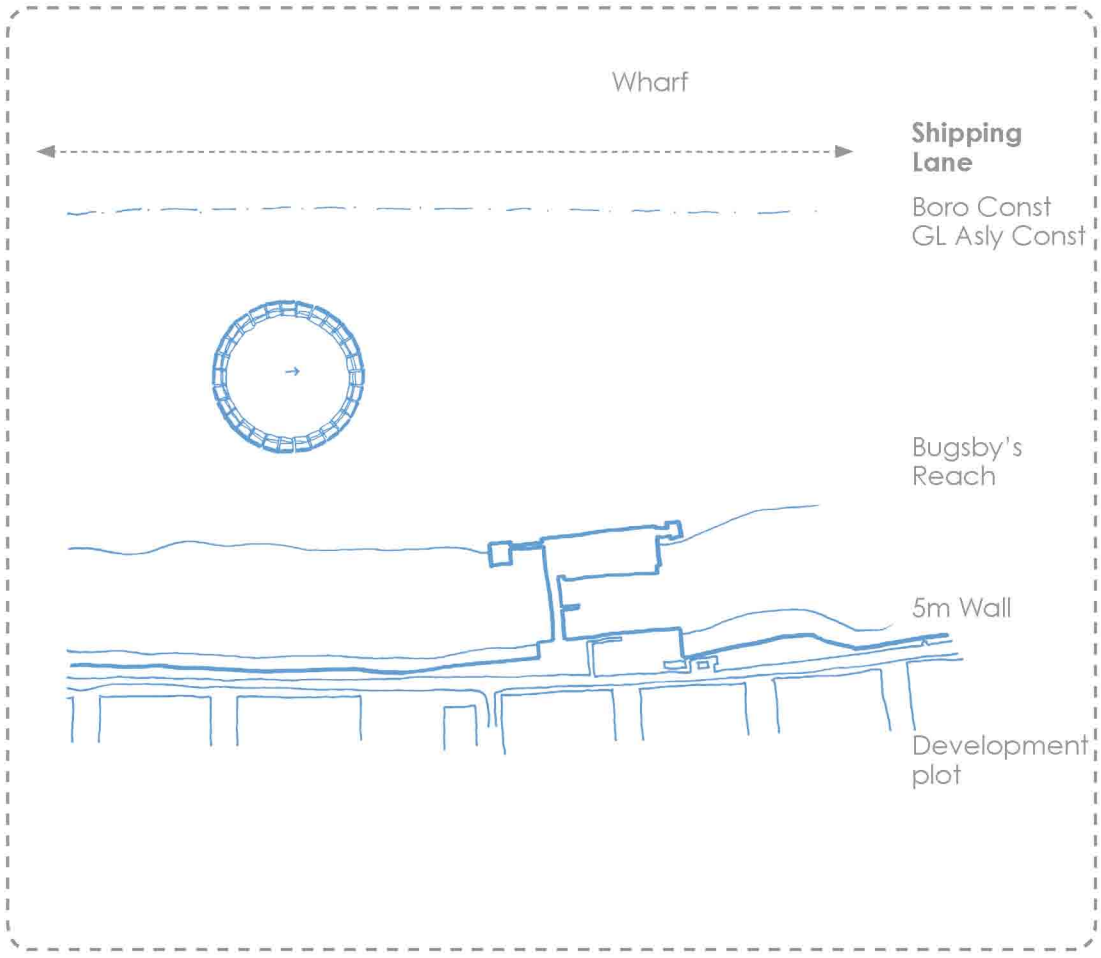

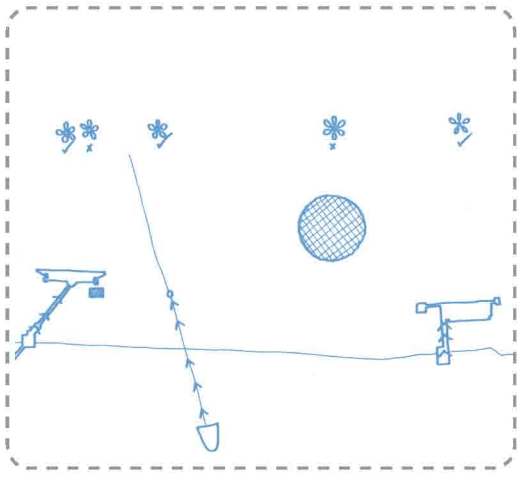

Edge Conditions

> The site is located in **'Bugsby's reach'**, the **deepest section** of the Thames

> Throughout **history, barriers** have been built between **man** and the **Thames,** which has manifested in a **5m wall** along the **shoreline**

> **Thames flowers** - not all the Thames flowers have **formal connections** to the **shoreline.**
> I have made the decision to not make a formal connection to land. The building will be **accessed by sea.**

B.



C.

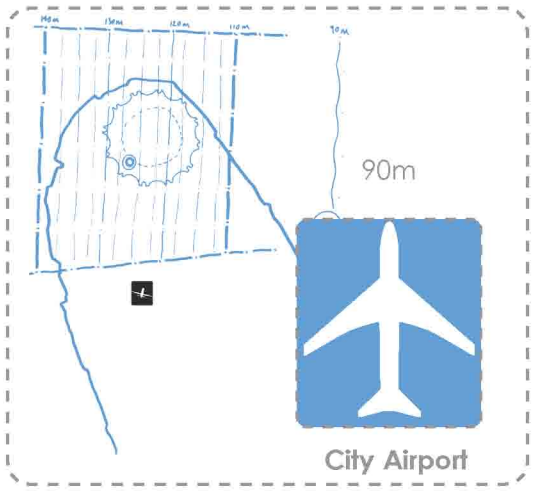

D.

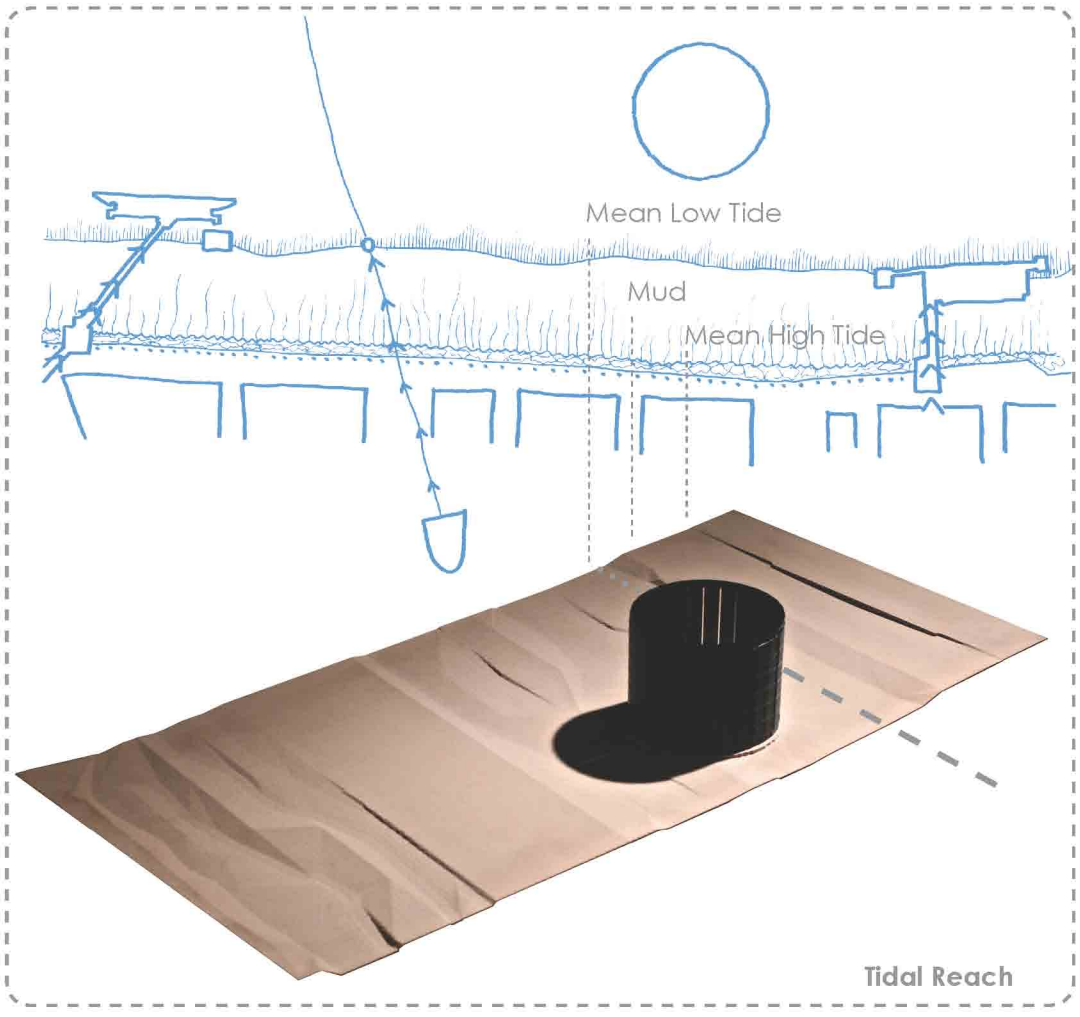

> Constraints: The Peninsula is immensely constrained as a site. However, by siting the building in the Thames and avoiding conventional constraints, unique constraints will arise:

A. Edge conditions: Site must avoid shipping lanes and borough boundaries
B. Protected views - Wolfe Monument - site and building unaffected
C. Height restrictions - City Airport Height restrictions _ Sets a 90m high vertical parameter/ restriction on the building
D. Tidal reach - in order for the jetty to remain functional, the building must remain clear of the low tide

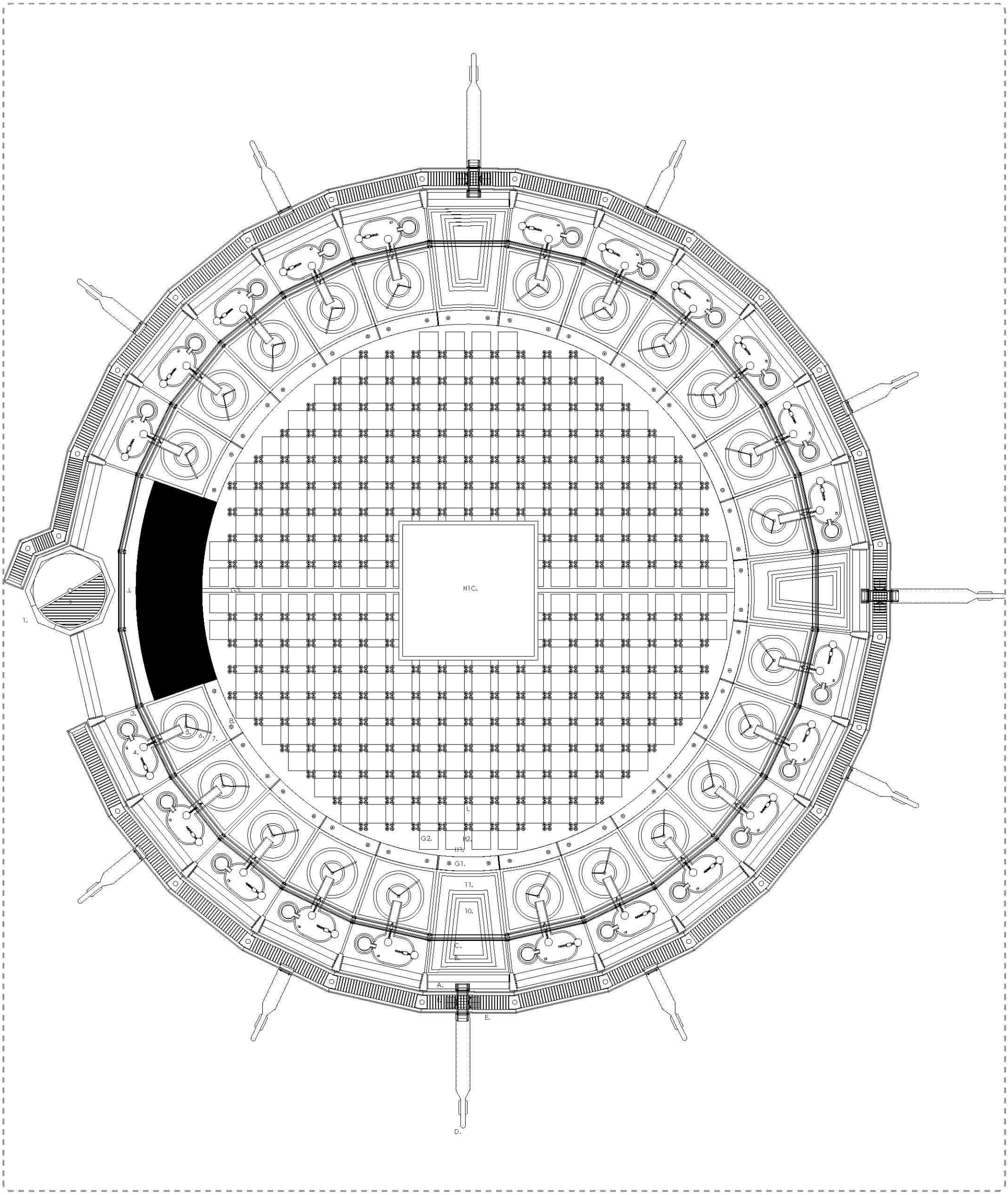

1.7 __PROCESS

water filtration process

A. Concrete shaft _Tapered Detail
B. Amazon Rain Water Fountain Landscape
C. Existing Structure_ No1 Gasholder
D. Jetty Access_ Boat Mooring
E. Sunken Walkway_ Water Level
F. Walkway Ramp
G1. Charged Landscape_ Boundary Wall
G2. Charged Landscape_ Stepping Stones
G3. Charged Landscape_ Containment Wall
H1. Electric Eel Habitat
H1C. Electric Eel Habitat_ Nesting
H2. Electric Eel Channel
I. Eel Energy Trap
J. Concrete Anchor

1. Water Pre Treatment_ Lock Gate_ Filter Screen
2. Water Screening_ Secondary Filter Screen
3. Water Storage_ Holding Tanks_ 3 Days_ Natural Biological Purification
4. Water PH Adjustment_ Carbonic Acid Chambers_ Alkaline Thames Water Neutralised
5. Water Coagulation + Flocculation_ Addition of Aluminium Sulphate_ Organic/ Inorganic matter Removed
6. Water Sedimentation Basin_ Low Water Velocity_ Settled Floc Removed From Bottom [5% of All Water]
7. Water Weir_ Catchment Basin_ Bubbles formed_ Dissolved Air Filtration
8. Water Collection Pipes_ For Amazon Rain Machine
10. Water Dispensing Pipe_ Amazon Rain Machine
11. Water Holding Tank_ Potato Patch Filter Beds

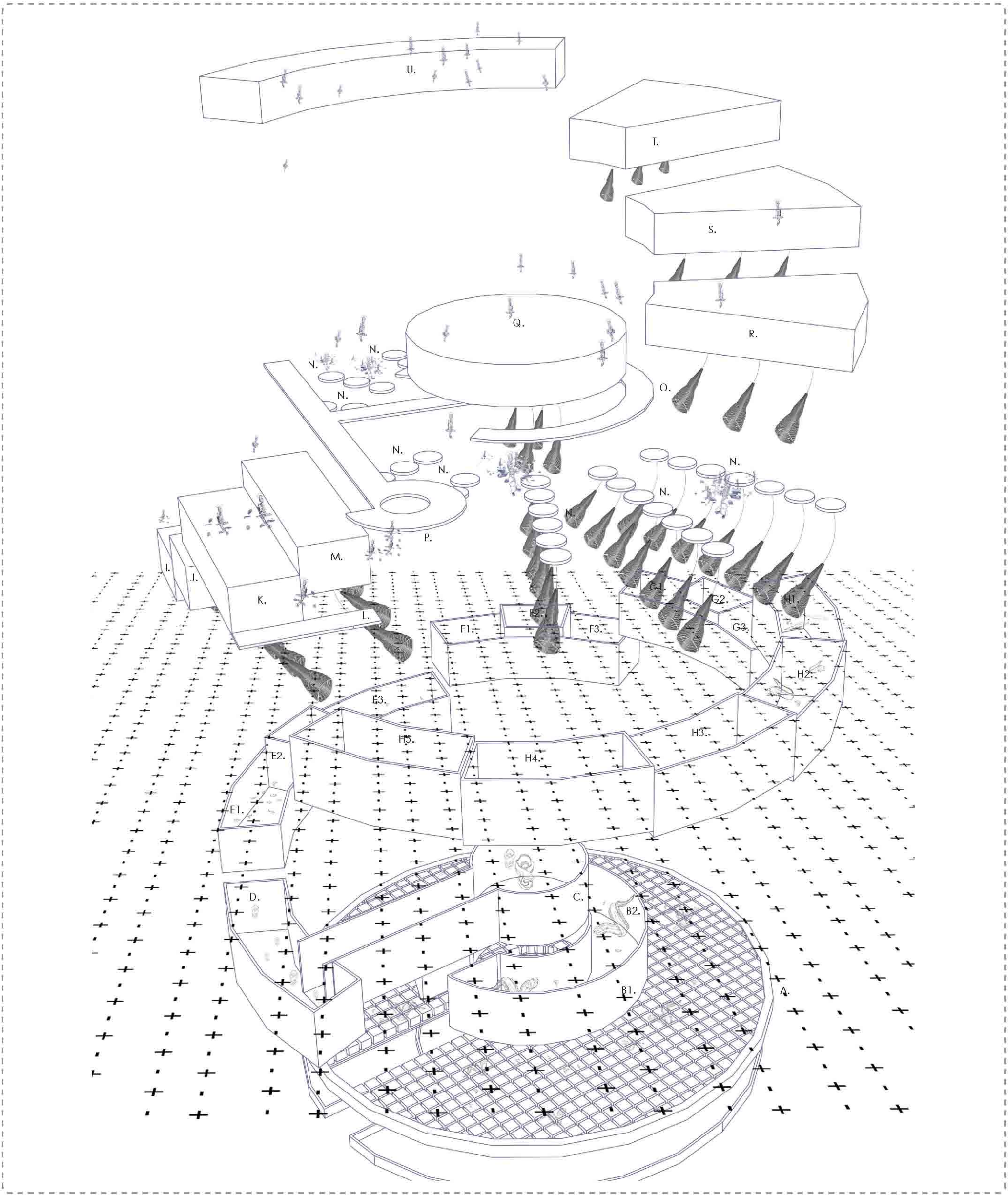

1.7 [1]_PROCESS

Eel Farming Process

A. Eel channels _ changeable landscape
B1. Electric Eel habitat _ Juvenile
B2. Electric Eel habitat _ Adult
C. Electric Eel nesting habitat _ Reproduction
D. Electric Eel nursery habitat _ Hatchlings
E1. Trout farm _ Male
E2. Trout roe habitat _ Reproduction
E3. Trout farm _ Female
F1. Crab habitat _ Male
F2. Crab roe habitat _ Reproduction
F3. Crab habitat _ Female
G1. Shrimp farm _ Male
G2. Shrimp hatchery _ Reproduction
G3. Shrimp farm _ Female
H1. European Eel habitat _ Glass Eel stage
H2. European Eel habitat _ Nursery
H3. European Eel habitat _ On growing tanks
H4. European Eel habitat _ Grading / Holding tank
H5. European Eel habitat _ Harvesting tank
I. Fish meal production factory
J. Canning plant _ Canned European Eels
K. 'The Eel Canteen' _ Kitchen
L. 'The Eel Canteen' _ Dining room
M. 'The Eel Canteen' _ Serving canned Eels
N. VIP re_animation chambers
O. Spine _ Parallel system
P. 'The Eel Canteen' _ Eel processing platform
Q. Viennese Coffee shop _ Cafe Griensteidl
R. Post humanist research group _ Think tank
S. Laboratories _ PHD student programme
T. 'The Electric Eel' restaurant _ Luxury Seafood
U. Drone 'end effector' warehouse

Hunting
Diet

> **Hatchlings** : other eggs, small invertebrates
> **Juveniles :** invertebrates, shrimp, crab
> **Adult:** baby trout, amphibians small mammals

Navigation
Blind _ Deaf

> They are blind – heavy cataracts on their eyes
> Uses gentle electric pulses as part of radar system
> tracks prey by detecting changes in the electrical field

Electrical
Power

> `Can generate two types of electrical discharge
> **Low voltage**
= navigate, Communicate
> **High voltage**
= 650V [to hunt]

Re _ Charge
Energy

> 250,000 electricity producing cells - 'electroplaques' [electric tissue]
> 50 X car battery power
> 5 X house socket power
> can shock for duration of 2 minutes
> Recharge in 1/1000 of a second

Beast
Habitat

> 22 years in captivity
> Amazon River basin
> waters - muddy bottoms, calm, stagnant, mud holes, small ponds
> 100 degrees outside the water

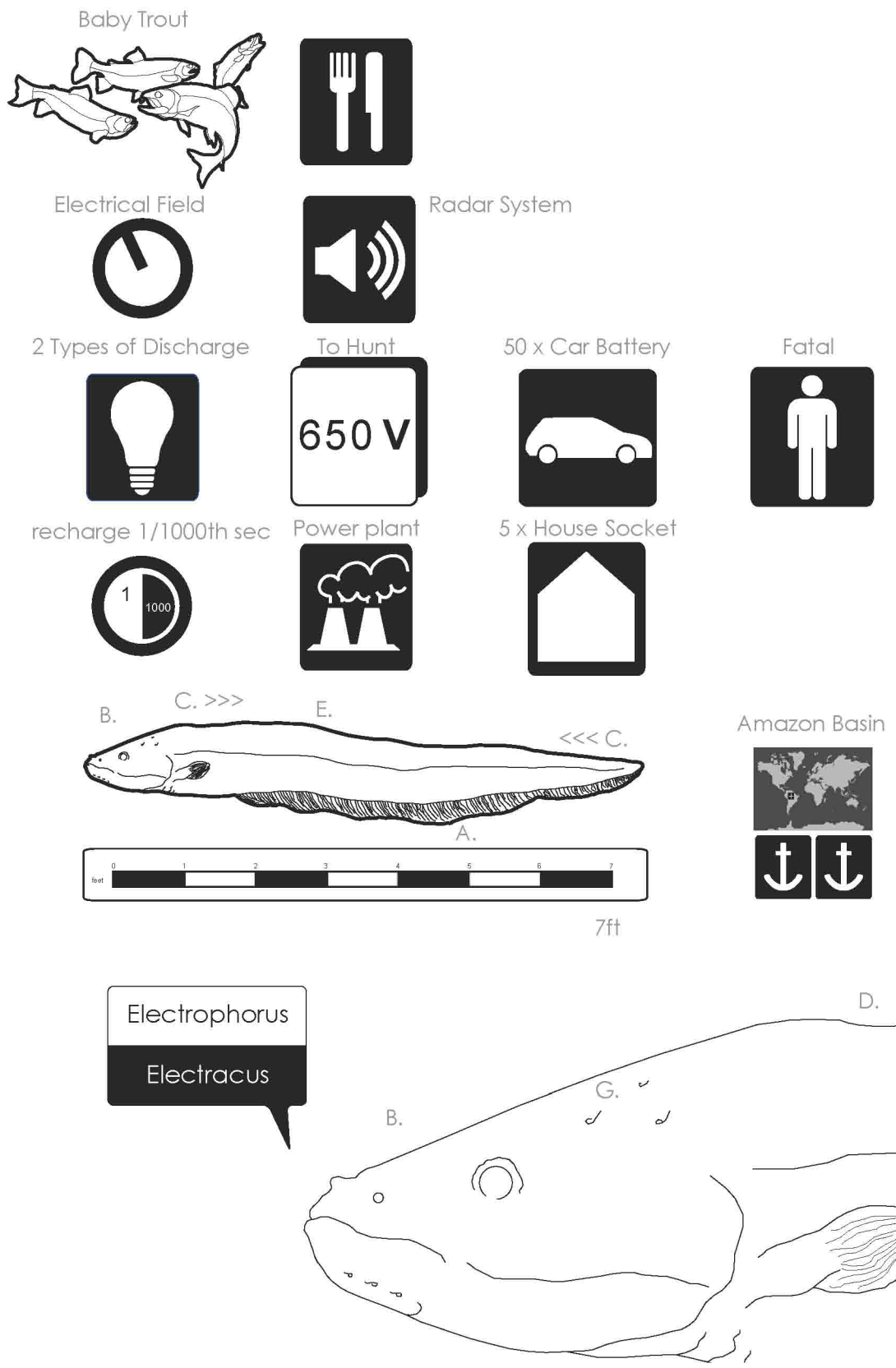

1. 2. 3.



1.7 2 __PROCESS

Eel Energy Farming Process

A. Ventral Fin
B. Vital organs _ first 10 inch of body
C. 'Power station' _ 250,000 'Electroplaque' cells
D. The 'Large Electric Organ' _ Main power generator
E. The 'Organ of Hunter' _ Discharge organ _ 650V
F. The 'Bundle of Socks' _ Radar system
G. Radar Receivers

1 - 3. Japan aquarium _ Christmas tree powered by 1 Eel

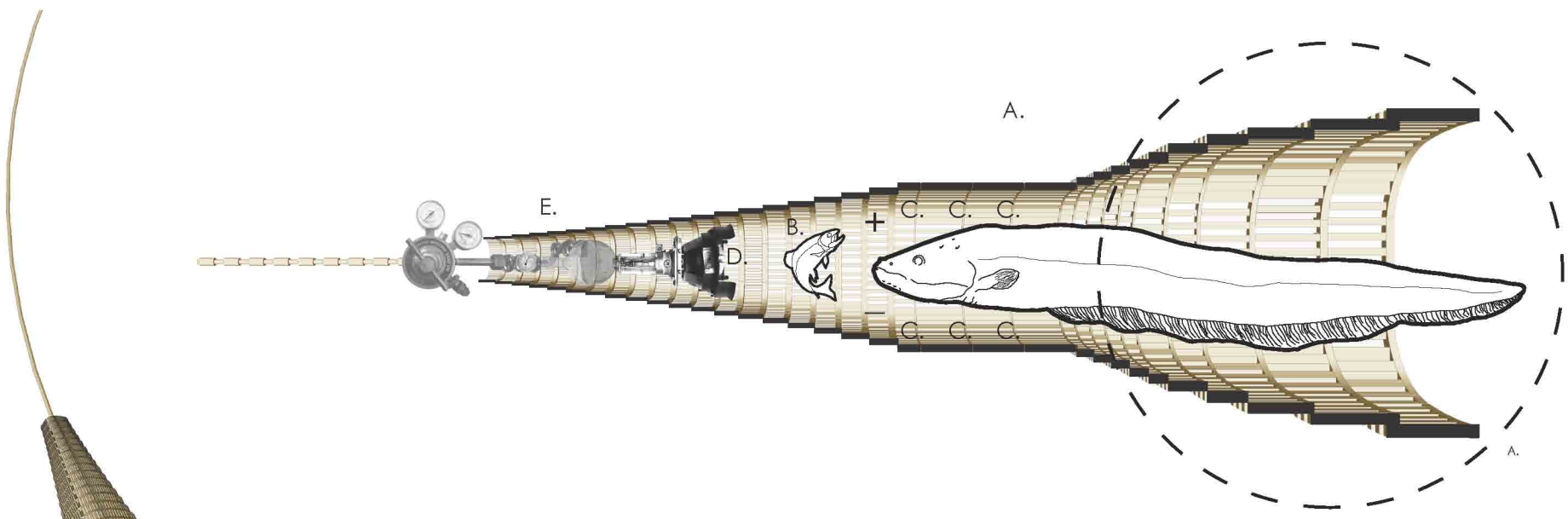

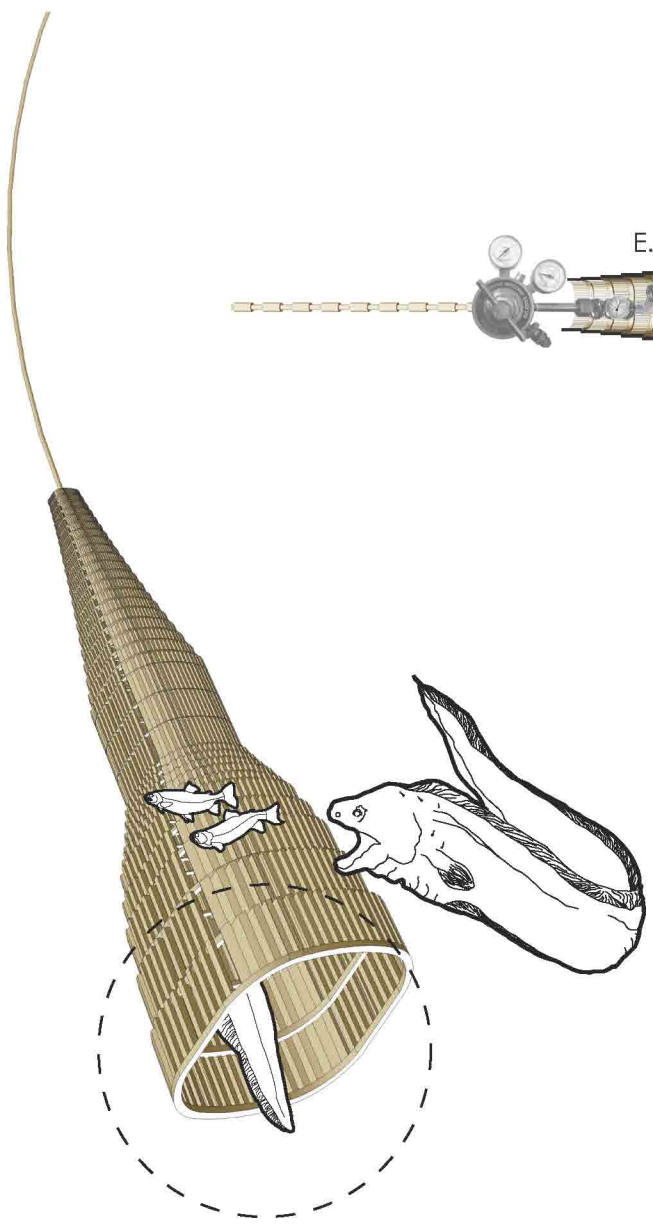

Harvesting Eel Energy

> **Eel hunts** baby trout
> Eel follows baby trout and **swims into modified eel trap**

>>> electromagnetic field created in order to sense **movement** of prey and **navigate**

> **[Energy collected by electrodes** woven into **eel trap]**

>>> Eel discharges a lethal charge in order to **kill prey**

> **[Energy collected by electrodes** woven into **eel trap]**

> Energy **re_charges cells**

1.

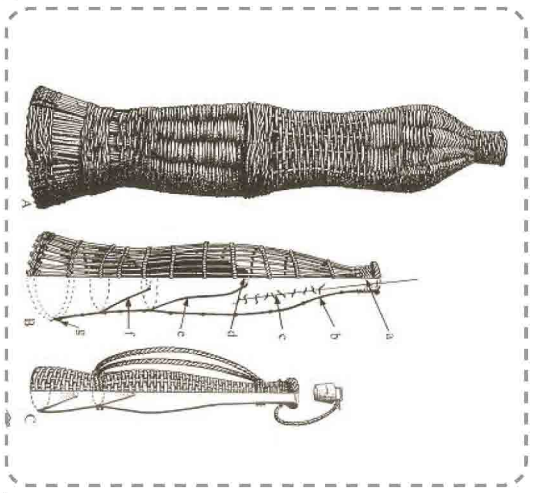

2.

3.

4. 6.



7. 9.

A. Eel entering the trap
B. Baby trout _ Eel food
C. Electrode ribs _ Aluminium
D. Alternator
E. Re_chargeable cell

> 1. Eel Trap - traditionally used on the Peninsula
> 2. Eel Traps in parallel could be modified to harvest electricity from electric eels
> 3. Eel drying rack _ Hanging smoking armature
> 4 - 6. Electrodes placed on surface of Eels skin _ Lights 36 neon lamps

> 7 - 9. Electric Eel passively produces electricity when navigating / moving / hunting

1.8 _DESIGN

Concept Model

A **laboratory** constructed inside a **gasometer**...



... with a fundamental **interface** with high **technology**

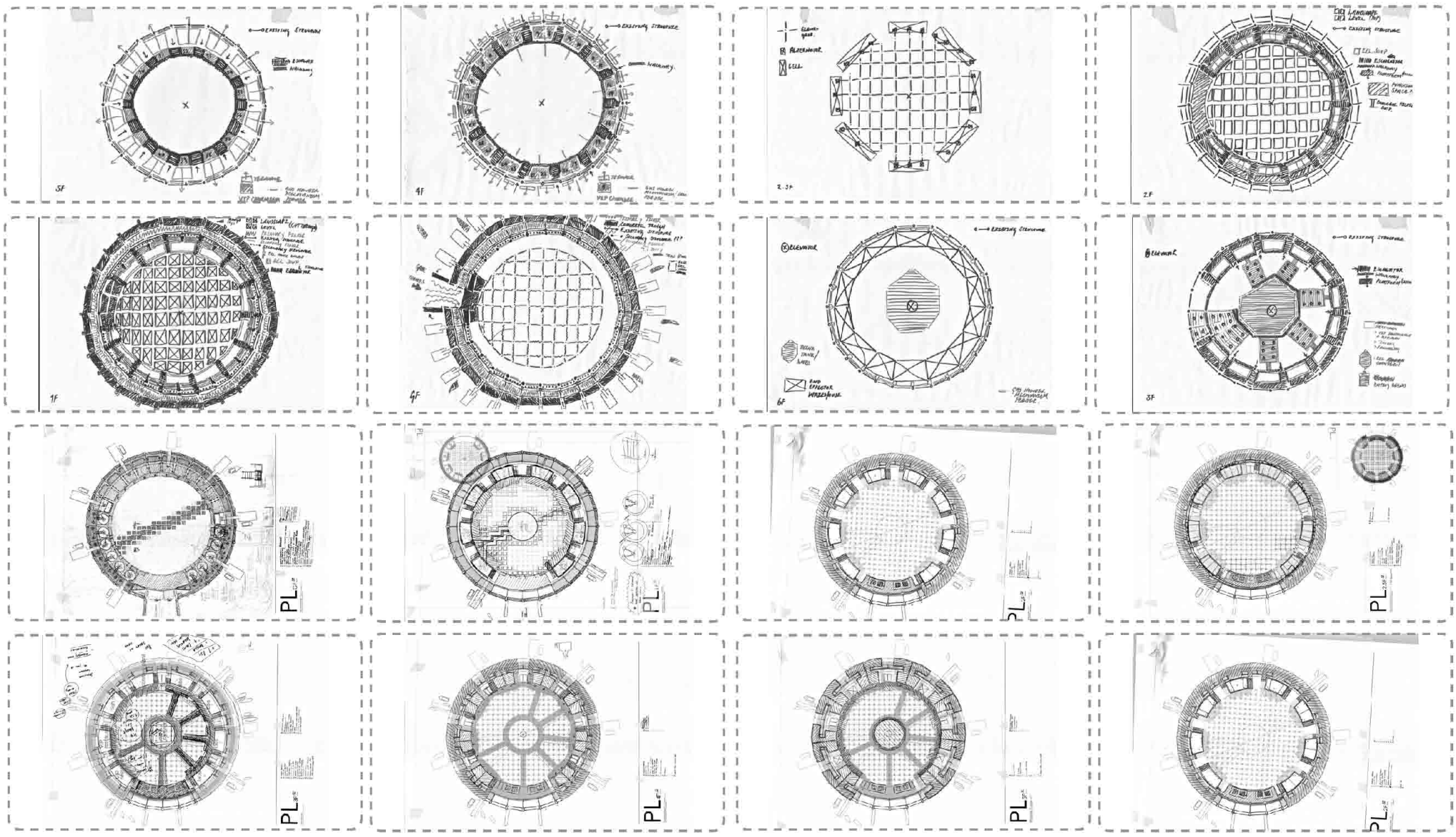

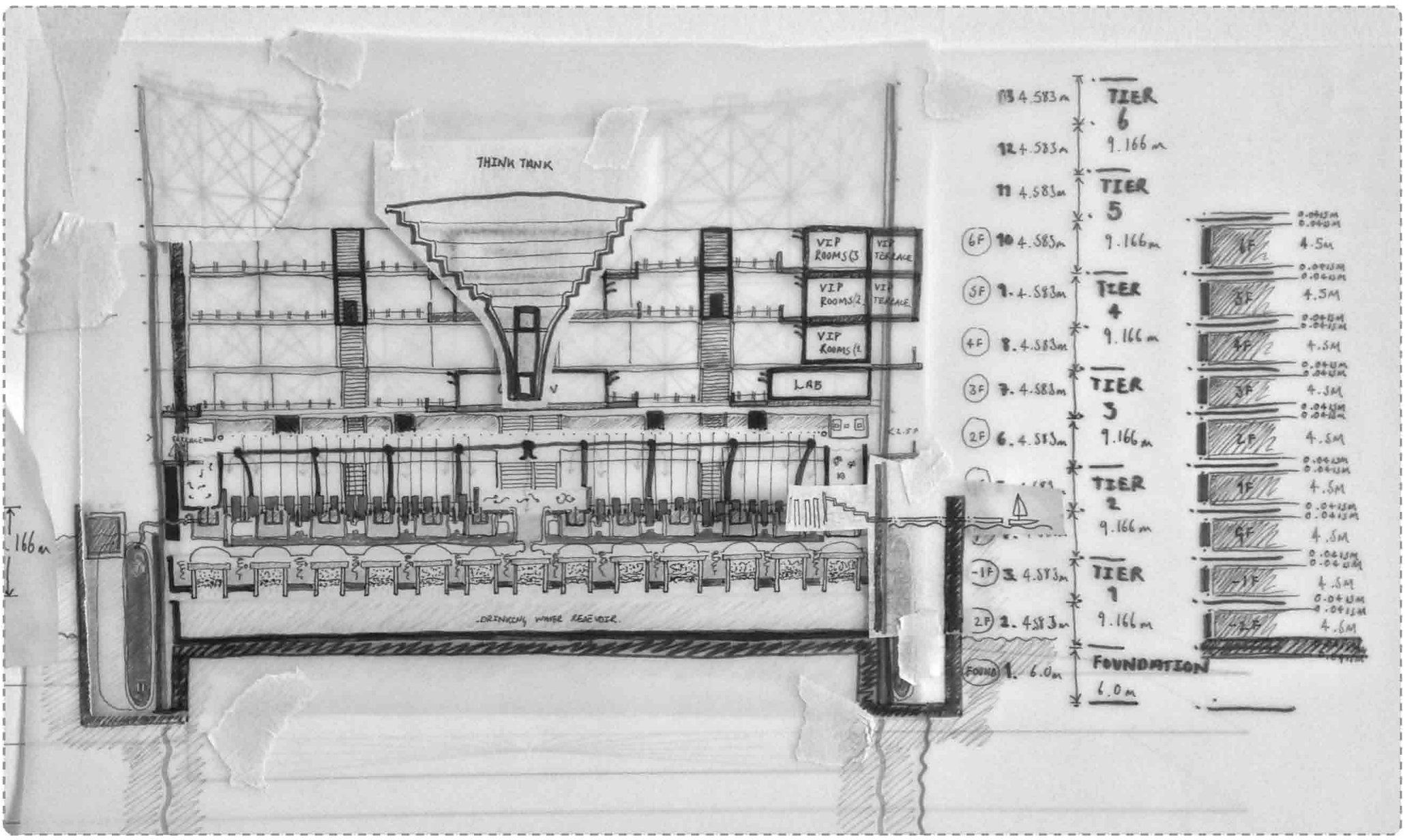

1.8 [1] __DESIGN

Design Process

The project what designed iteratively through hand sketching, drawing, collage, 3D modelling and physical model making

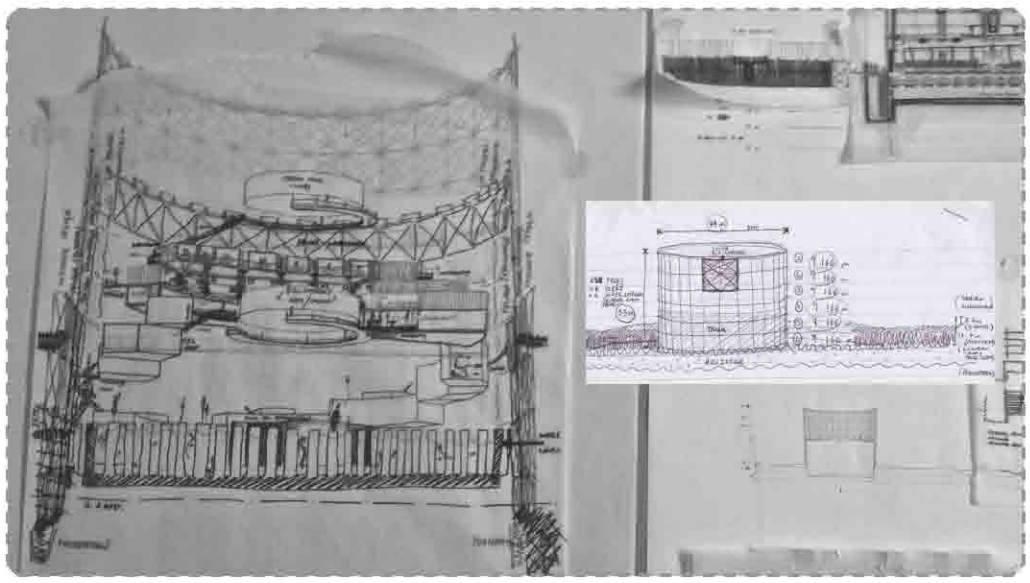

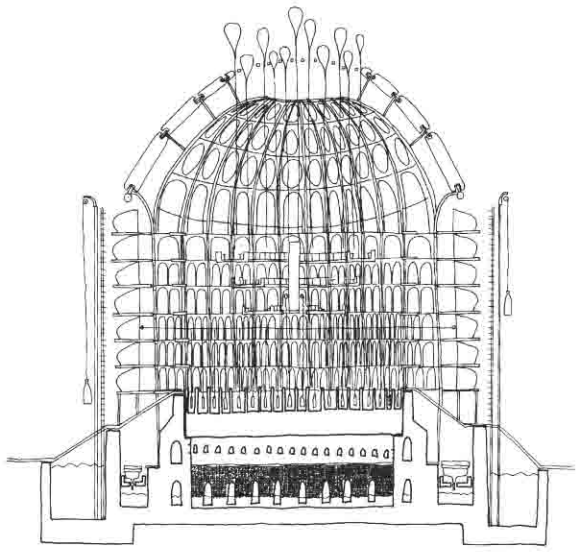

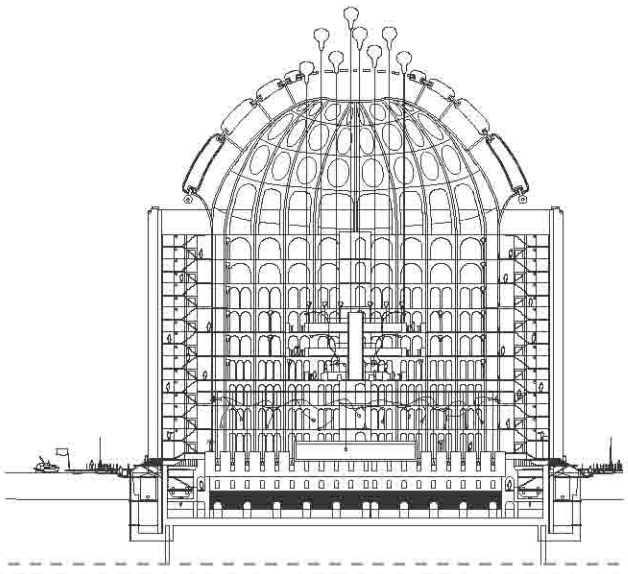

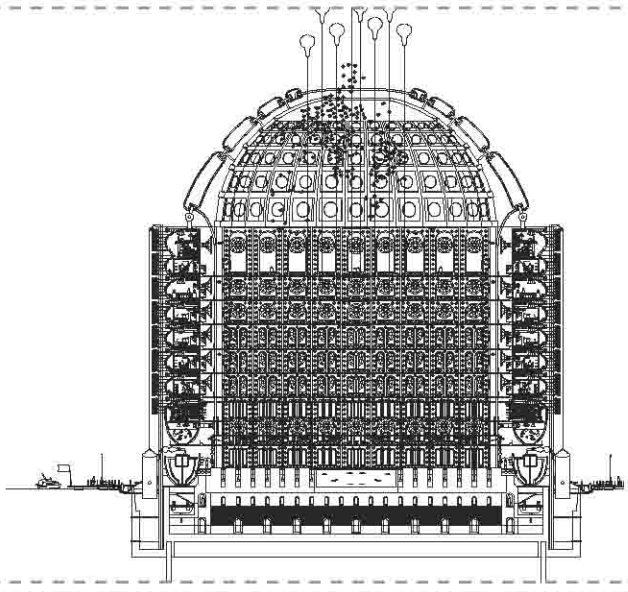

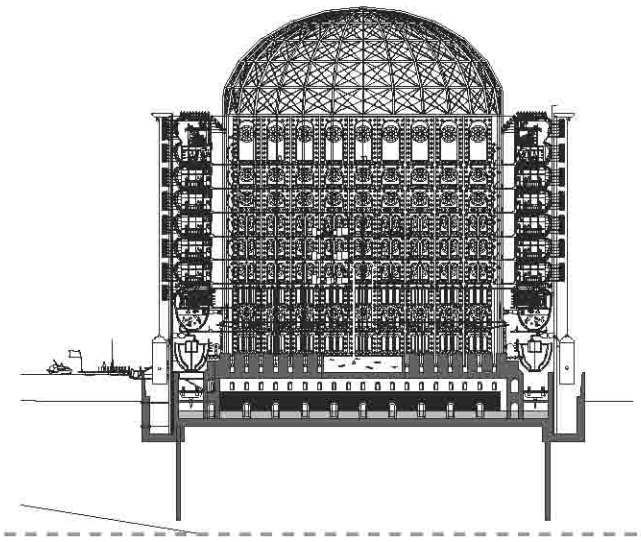

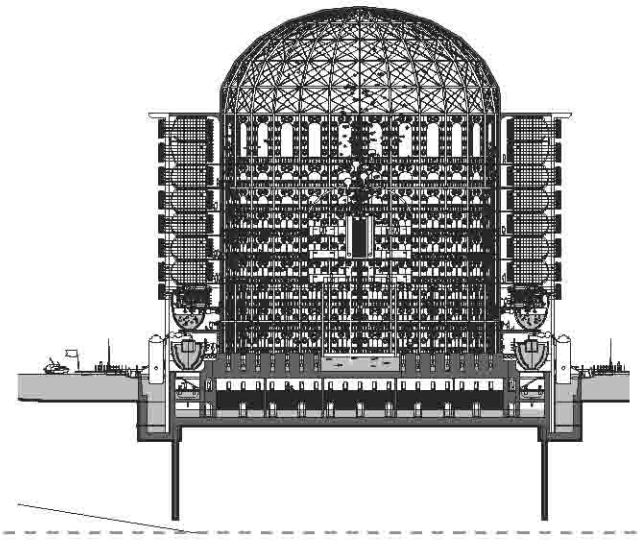

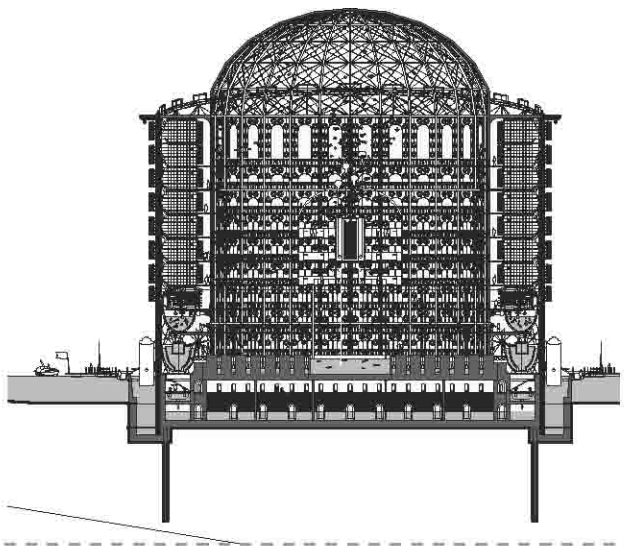

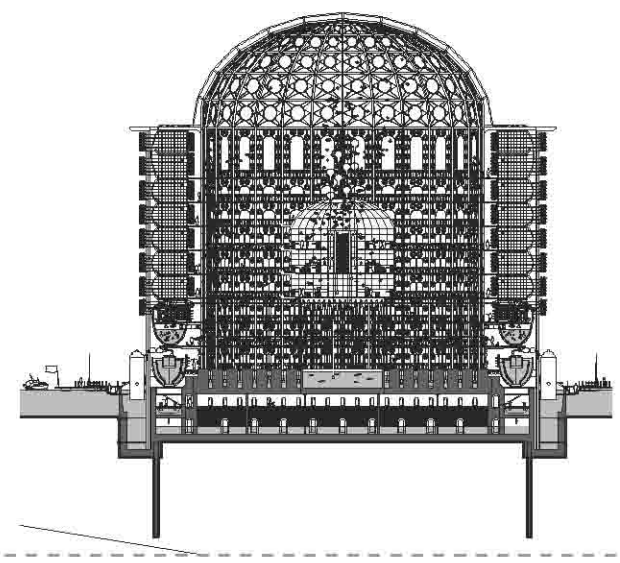

9F
Consultant Accommodation

Penthouse
[Lvl 2]

Gasometer

8F
Consultant Accommodation

Penthouse
[Lvl 1]

Gasometer
Cores

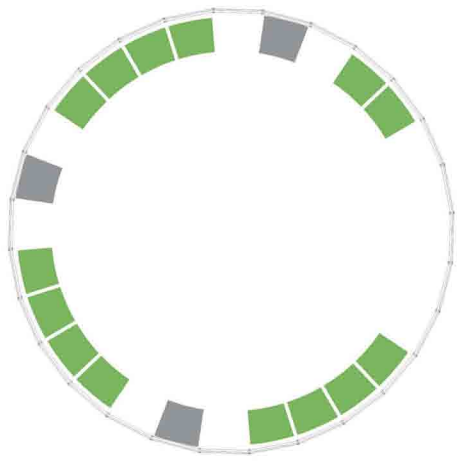

5F
The Eel Laboratory

Laboratory

Gasometer
Cores

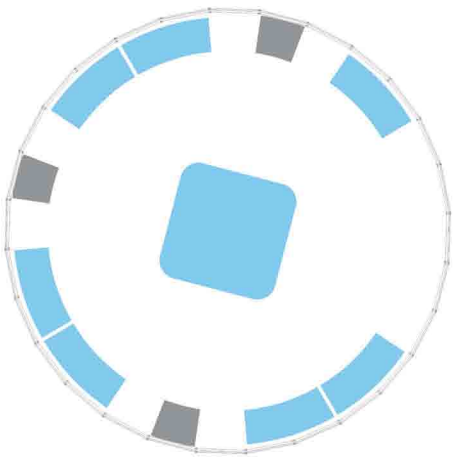

4F
PHD Laboratories

Laboratory
VIP Restaurant
Terrace

Gasometer
Cores

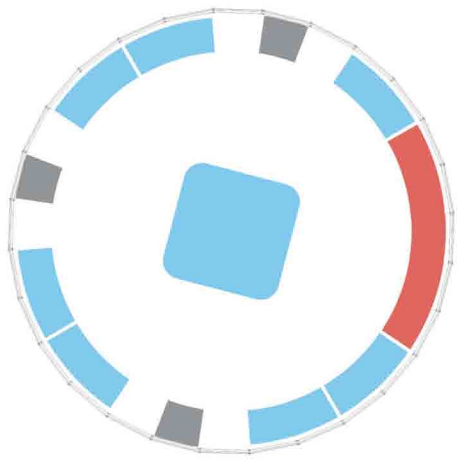

2F
Eel Soup Farm

Eel Soup Mixers
Amazon Rain
Machine
Private Terrace

Gasometer
Cores

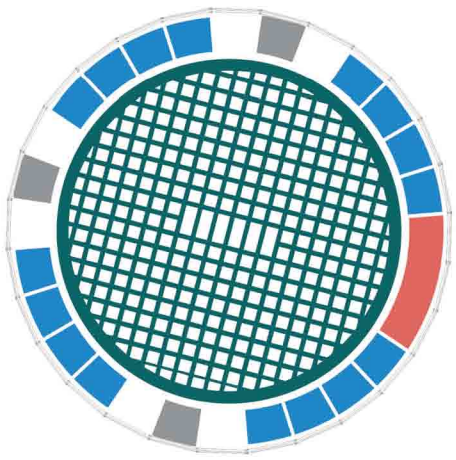

1F
The Charged Landscape

Charged Landscape
Eel Soup Mixers
Server Terrace

Gasometer
Cores

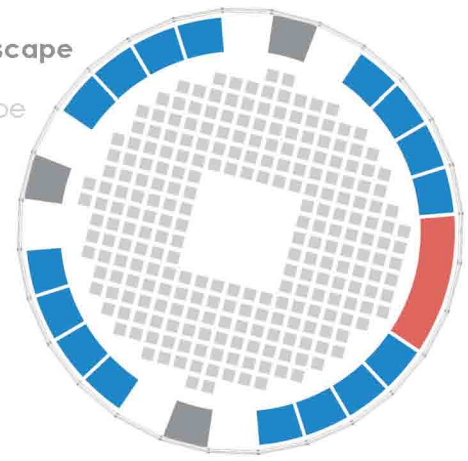

-2F
Eel Soup Reservoir

Filtered
Drinking Water
Untreated
Thames Water

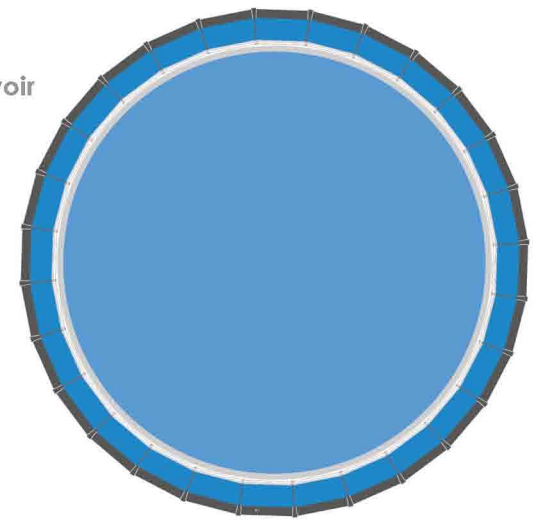

FND
Foundation

Concrete Piles
Concrete Raft
Contiguous Piling
London Clay

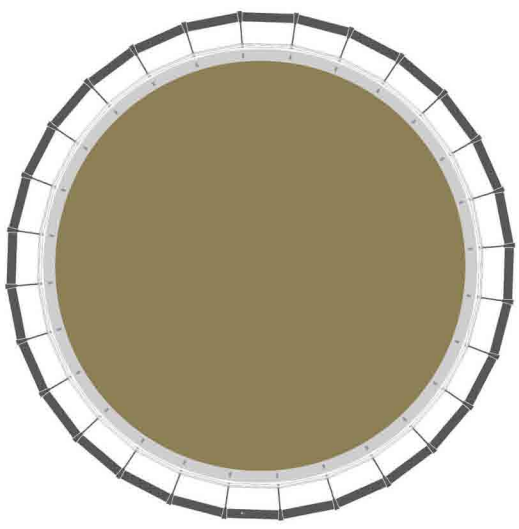

7F
Consultant Accommodation

Accommodation [Temp stay]

Gasometer Cores

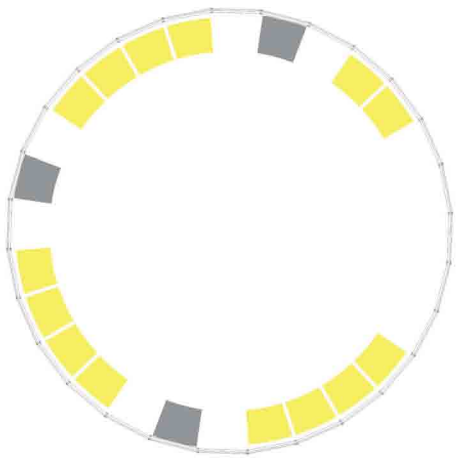

6F
Consultant Accommodation

Accommodation [Temp stay]

Gasometer Cores

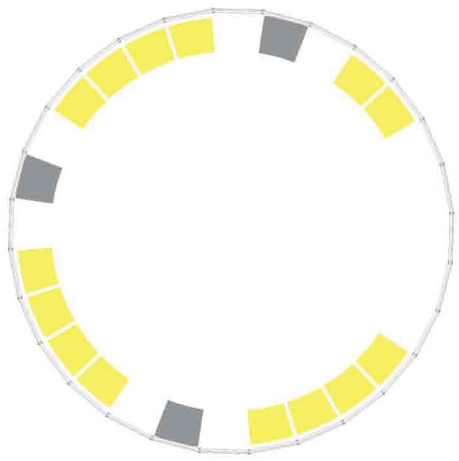

3F
The Eel CAN_teen

The Eel CAN_teen
Laboratory
Kitchen
VIP Restaurant
Terrace

Gasometer Cores

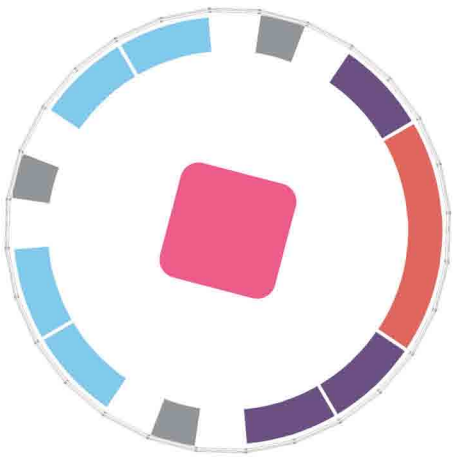

2.5F
Drone Library

Library
Drone Warehouse
Charged Grid
Private Terrace

Gasometer Cores

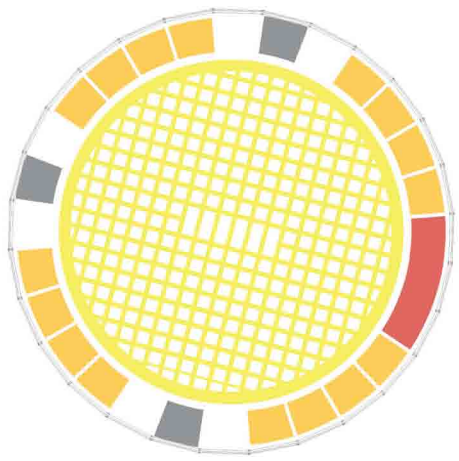

GF
Jetty Access
Eel Soup Mixers

Floating Jetty Network
Eel Soup Mixers
Electric Eel Nesting
Electric Eel Habitat
Server Farm
Potato Granary

Gasometer Cores

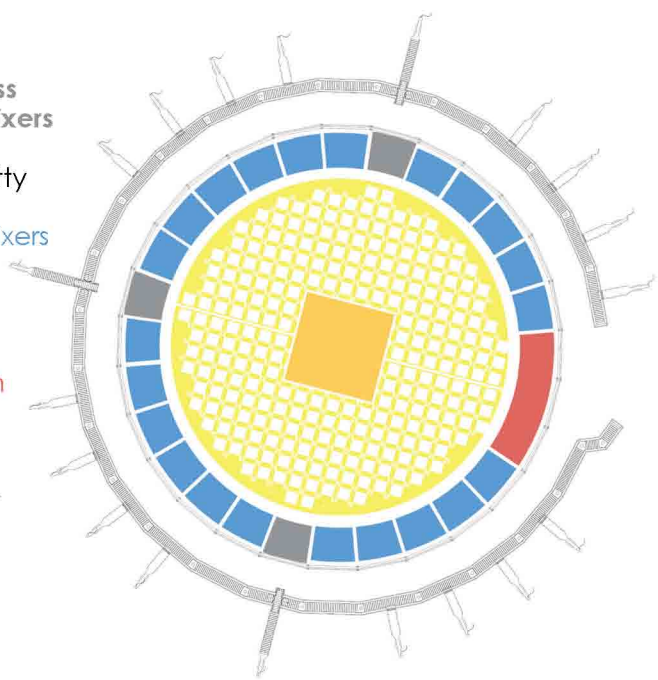

-1F
Potato Patch Filter Beds

Potato Patch Filter Beds
Electric Eel Habitat
Server Farm
Potato Granary

Gasometer Cores

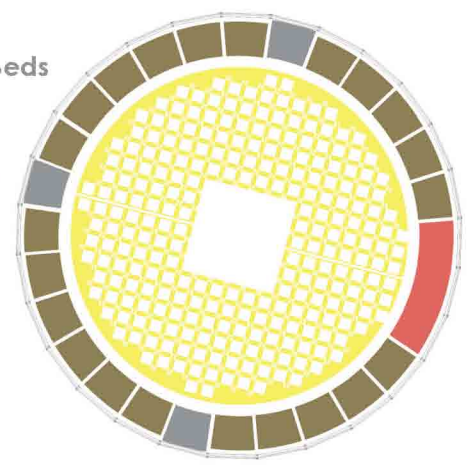

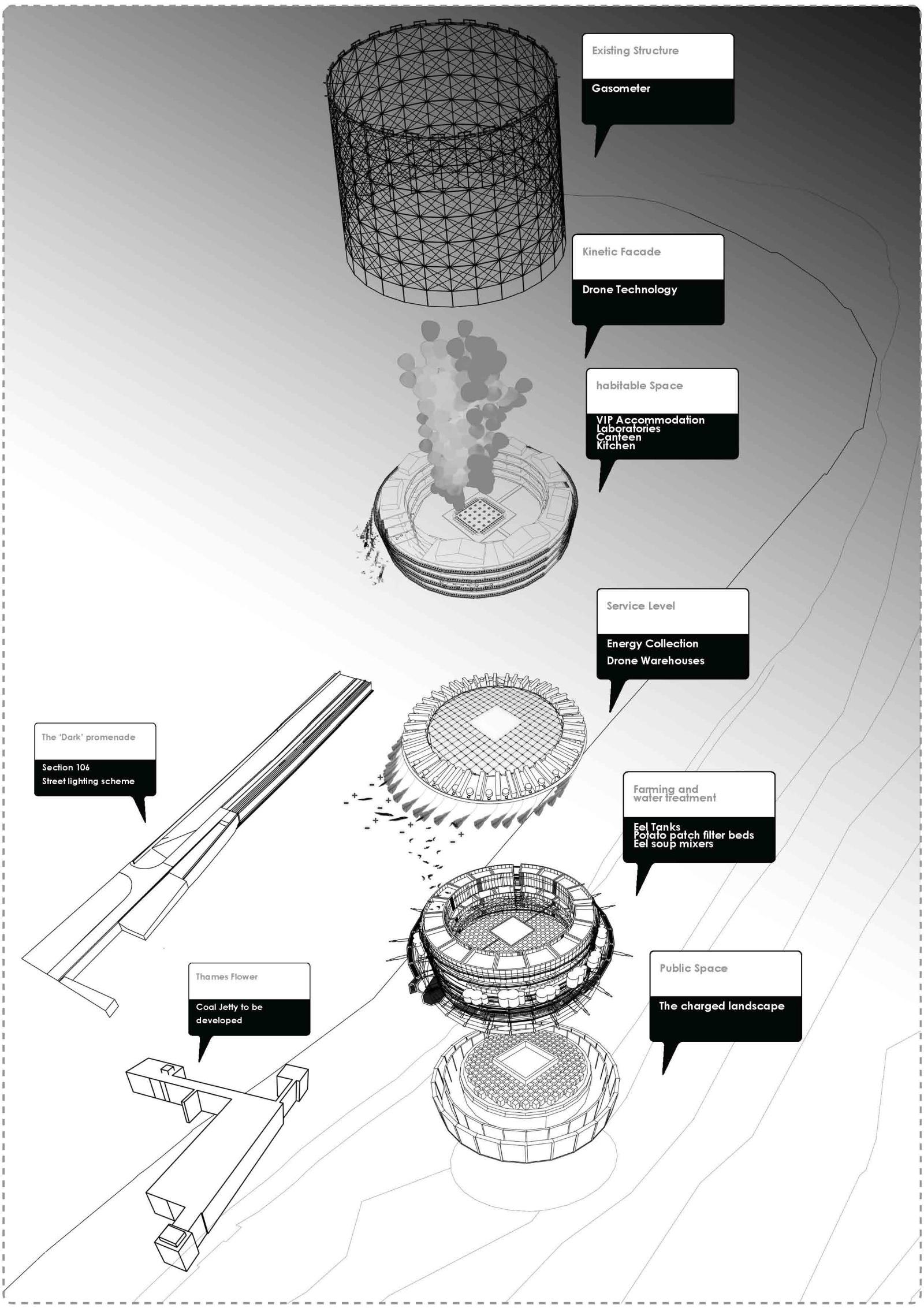

1.8 3 __DESIGN

Spatial Planning

Exploded view of the scheme on site showing the buildings constituent parts

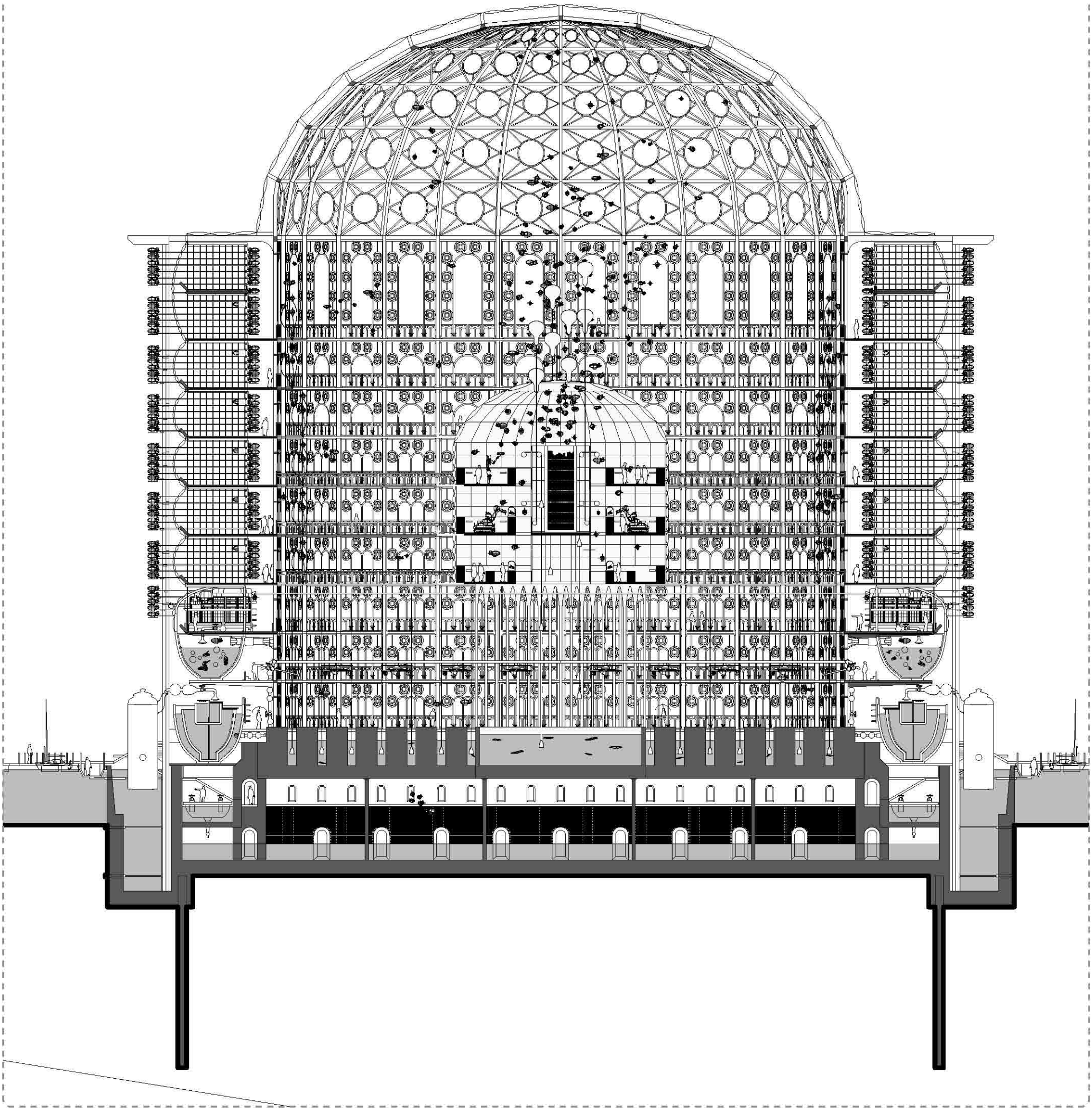

1.9 __Section 1:400

General arrangement section

General Arrangement

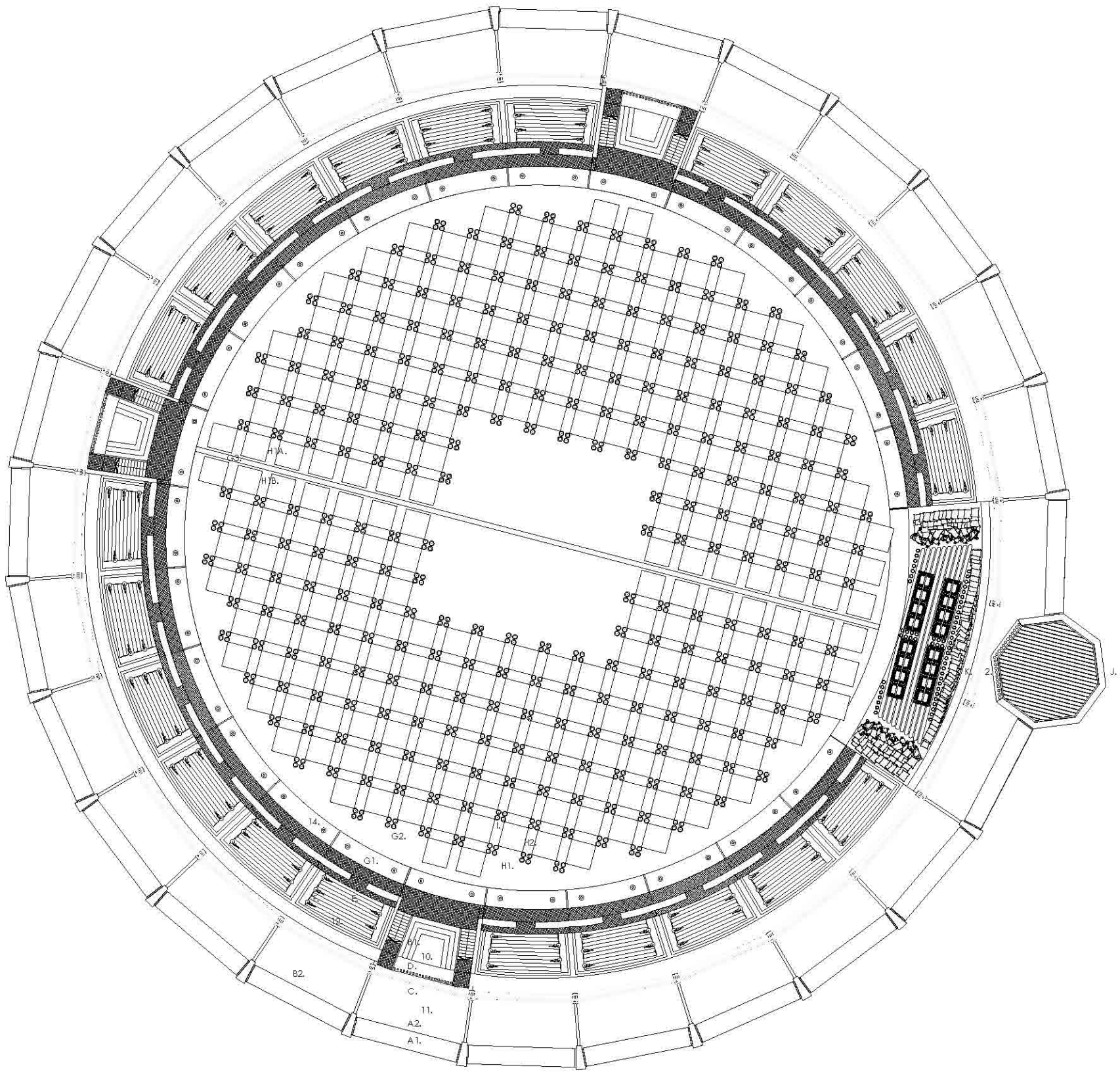

PL-1F 1:400

Potato Patch Filter Beds
The R_Evolution Lab

A1. Concrete shaft _ Driven concrete slabs
A2. Shotcrete finish _ Steel fibre reinforcement
B1. Amazon Rain Water Fountain Landscape
B2. Untreated Thames Water Reservoir
C. Existing Structure_ No1 Gasholder
D. Concrete Raft
E. Potato Patch Filter Beds
F. Archimedes Screws
G1. Charged Landscape_ Boundary Wall
G2. Charged Landscape_ Stepping Stones
G3. Charged Landscape_ Containment Wall
H1. Electric Eel Habitat
H1A. Electric Eel Habitat_ Male

J. Lock Gate_ Filter Screen
K. Server Farm_ Potato Granary
2. Water Screening_ Secondary Filter Screen
10. Water Dispensing Pipe_ Amazon Rain Machine
11. Water Holding Tank_ For Potato Patch Filter Beds
12. Water Filter_ Potatoe Patch Filter Beds_ Graded Sand bed Filter
14. Water Collection Pipes_ Fresh Drinking Water

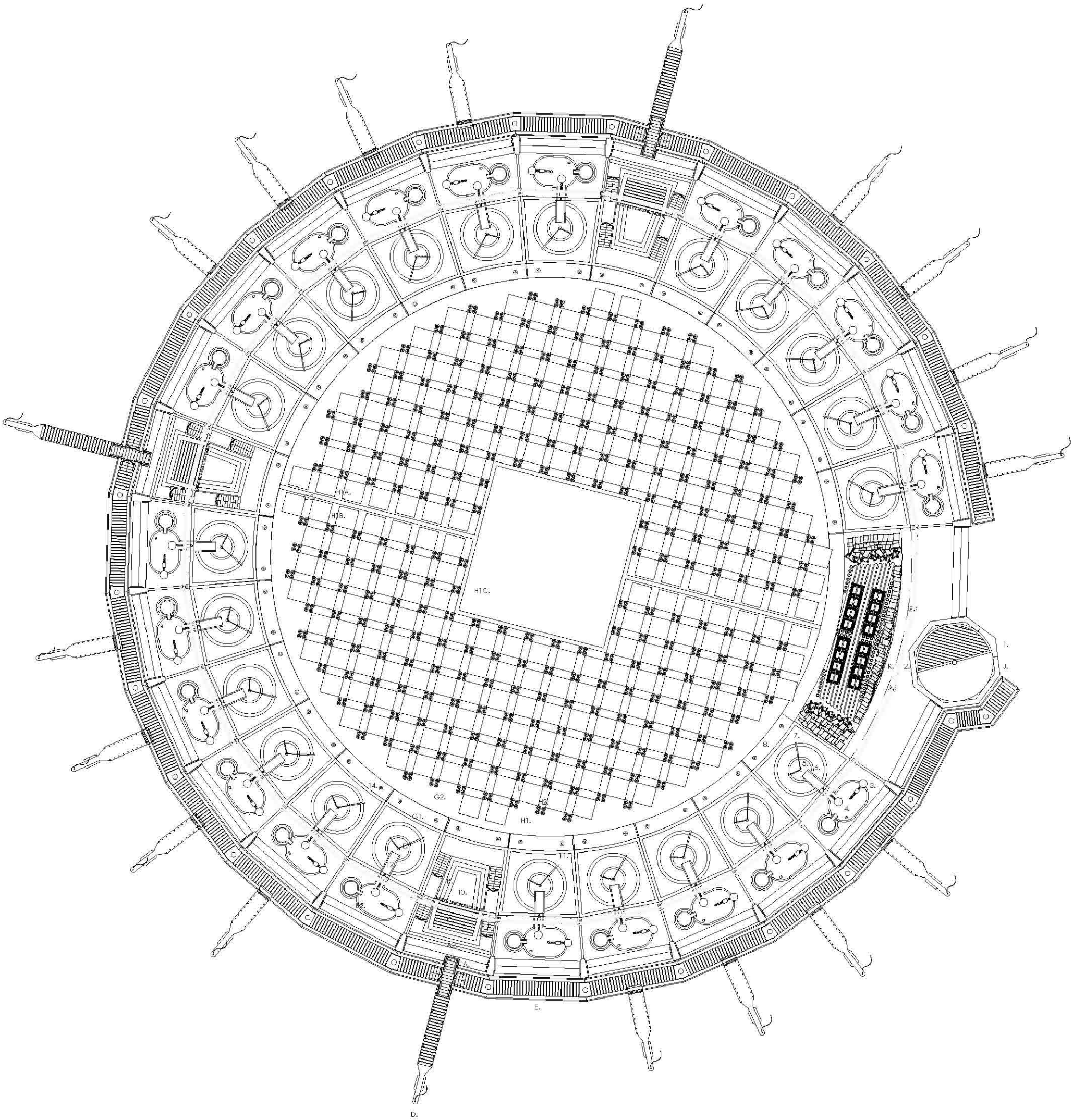

PL GF 1:400

Jetty Access_ Eel Soup Mixers
The R_Evolution Lab

A. Concrete shaft _ Tapered Detail
B. Amazon Rain Water Fountain Landscape
C. Existing Structure_ No1 Gasholder
D. Jetty Access_ Boat Mooring
E. Sunken Walkway_ Water Level
F. Walkway Ramp
G1. Charged Landscape_ Boundary Wall
G2. Charged Landscape_ Stepping Stones
G3. Charged Landscape_ Containment Wall
H1. Electric Eel Habitat
H1C. Electric Eel Habitat_ Nesting
H2. Electric Eel Channel
I. Eel Energy Trap

1. Water Pre Treatment_ Lock Gate_ Filter Screen
2. Water Screening_ Secondary Filter Screen
3. Water Storage_ Holding Tanks_ 3 Days_ Natural Biological Purification
4. Water PH Adjustment_ Carbonic Acid Chambres_ Alkaline Thames Water Neutralised
5. Water Coagulation + Flocculation_ Addition of Aluminium Sulphate_ Organic/ Inorganic matter Removed
6. Water Sedimentation Basin_ Low Water Velocity_ Settled Floc Removed From Bottom [5% of All Water]
7. Water Weir_ Catchment Basin_ Bubbles formed_ Dissolved Air Filtration
8. Water Collection Pipes_ For Amazon Rain Machine
10. Water Dispensing Pipe_ Amazon Rain Machine
11. Water Holding Tank_ Potatoe Patch Filter Beds

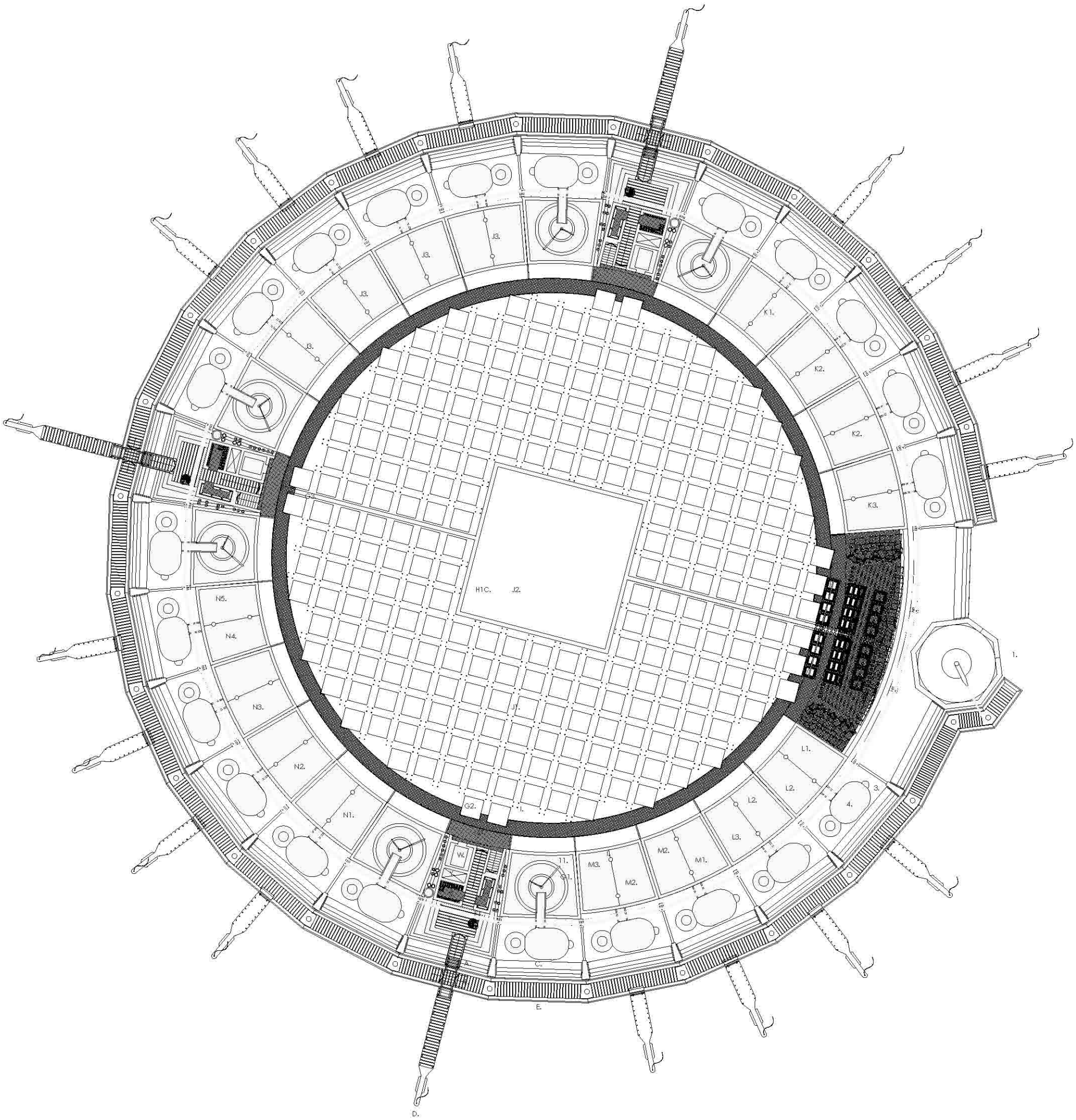

PL 1F 1:400

The Charged Landscape
The R_Evolution Lab

A. Concrete shaft _Tapered Detail
C. Existing Structure_ No1 Gasholder
D. Jetty Access_ Boat Mooring
E. Sunken Walkway_ Water Level
F. Walkway Ramp
F1. Wellington + Umbrella Dispensary
G1. Charged Landscape_ Entrance + Walkway
G2. Charged Landscape_ Stepping Stones
G3. Charged Landscape_ Containment Wall
H1C. Eel Canteen Fishery
I. Eel Energy Trap_ Power Cable
W. Elevator
X. Wellington Boot_ Umbrella Storage

J1. **Electric Eel** Charging Habitat_ Juvenile
J2. **Electric Eel** Mating + Nesting Habitat_ Adult
J3. **Electric Eel** Nursery Habitat_ Hatchlings
K1. **Trout** Farm_ Male
K2. **Trout** Roe Habitat_ Reproduction
K3. **Trout** Farm_ Female
L1. **Crab** Habitat_ Male
L2. **Crab** Roe Habitat_ Mating
L3. **Crab** Habitat_ Female
M1. **Shrimp** Farm_ Male
M2. **Shrimp** Hatchery_ Reproduction
M3. **Shrimp** Farm_ Female
N1. **European Eel** Habitat_ Glass Eel Stage_ 25 deg

1. Water Pre Treatment_ Loch Gate
3. Water Storage_ Holding Tanks_ 3 Days_ Natural Biological Purification
4. Water PH Adjustment_ Carbonic Acid Chambres_ Alkaline Thames Water Neutralised

11. Water Holding Tank_ Potatoe Patch Filter Beds

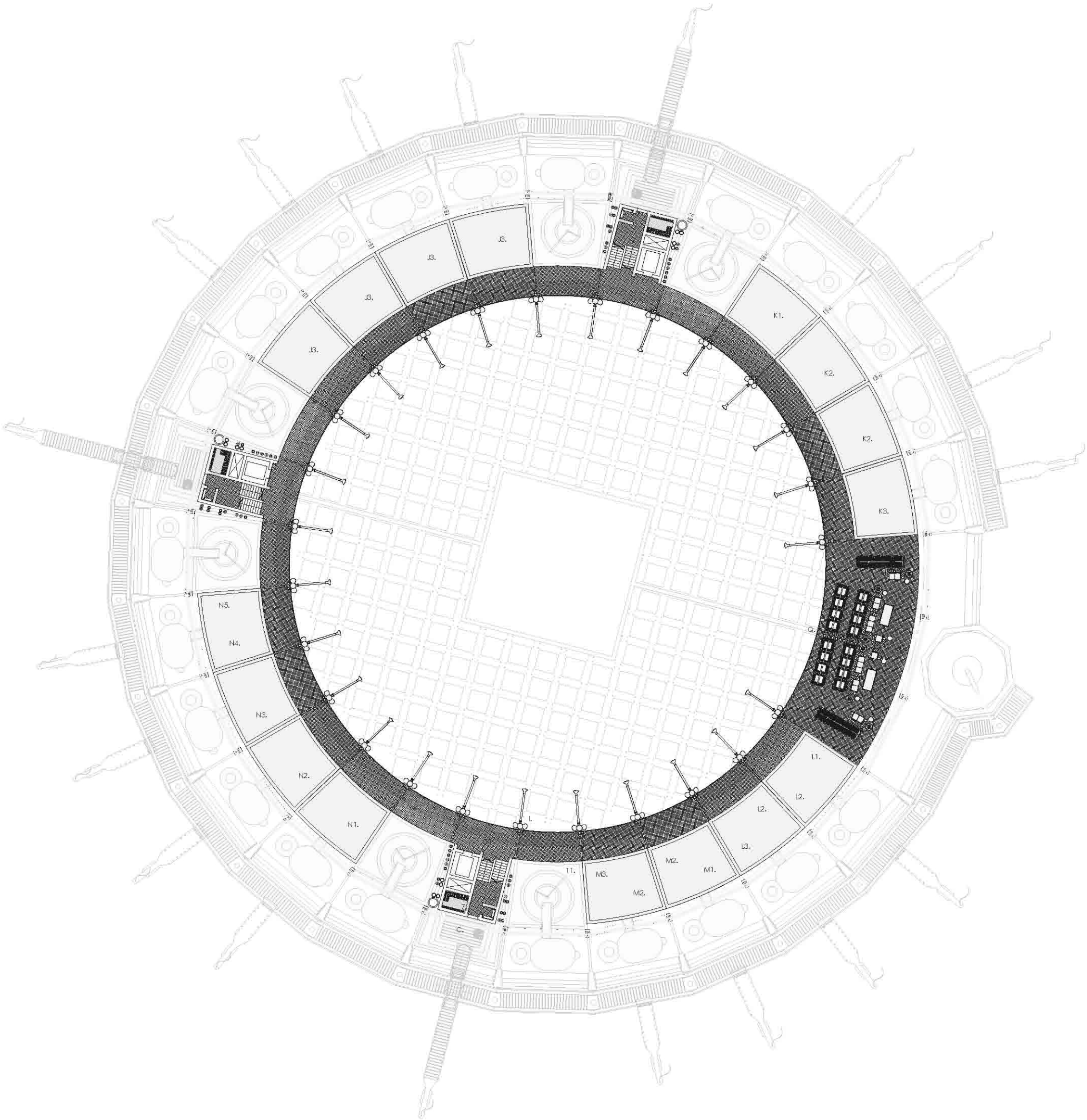

PL 2F 1:400

Eel Soup Farm
The R_Evolution Lab

C. Existing Structure_ No1 Gasholder
G1. 2F Entrance + Walkway
I. Eel Energy Trap_ Power Cable

J1. **Electric Eel** Charging Habitat_ Juvenile
J2. **Electric Eel** Mating + Nesting Habitat_ Adult
J3. **Electric Eel** Nursery Habitat_ Hatchlings
K1. **Trout** Farm_ Male
K2. **Trout** Roe Habitat_ Reproduction
K3. **Trout** Farm_ Female
L1. **Crab** Habitat_ Male
L2. **Crab** Roe Habitat_ Mating
L3. **Crab** Habitat Female

N1. **European Eel** Habitat_ Glass Eel Stage_ 25 deg
N2. **European Eel** Habitat_ Nursery_ 21 deg
N3. **European Eel** Habitat_ On Growing Tanks_ 18 deg
N4. **European Eel** Habitat_ Grading / Holding Tanks
N5. **European Eel** Habitat_ Harvesting Tank

O1. VIP Restaurant_ Terrace_ Function Space
P. Drone Servers
Q. Water Cooling/ Heat recovery System_ Eel Soup
W. Elevator
X. Wellington Boot_ Umbrella Storage
Y. Dry Riser_ Elevator Mechanics
Z. Wet Risers



PL 2.5F 1:400

Drone Library
The R_Evolution Lab

C. Existing Structure_ No1 Gasholder
C2.Drone Docking Armature_ Charging_ Deploying
I. Eel Energy Trap_ Energy Transfer Node
I1. Eel Energy Trap_ Charged Grid
I2. Eel Energy_ Alternator
I3. Eel Energy_ Re-chargeable Cell
P. Drone Servers
Q. Water Cooling/ Heat recovery System_ Eel Soup
R. Drone Warehouse_ End Effector Library
R1. Private Study Space
R2. Drone Library_ End Effector Distribution

W. Elevator
X. Wellington Boot_ Umbrella Storage
Y. Dry Riser_ Elevator Mechanics
Z. Wet Risers

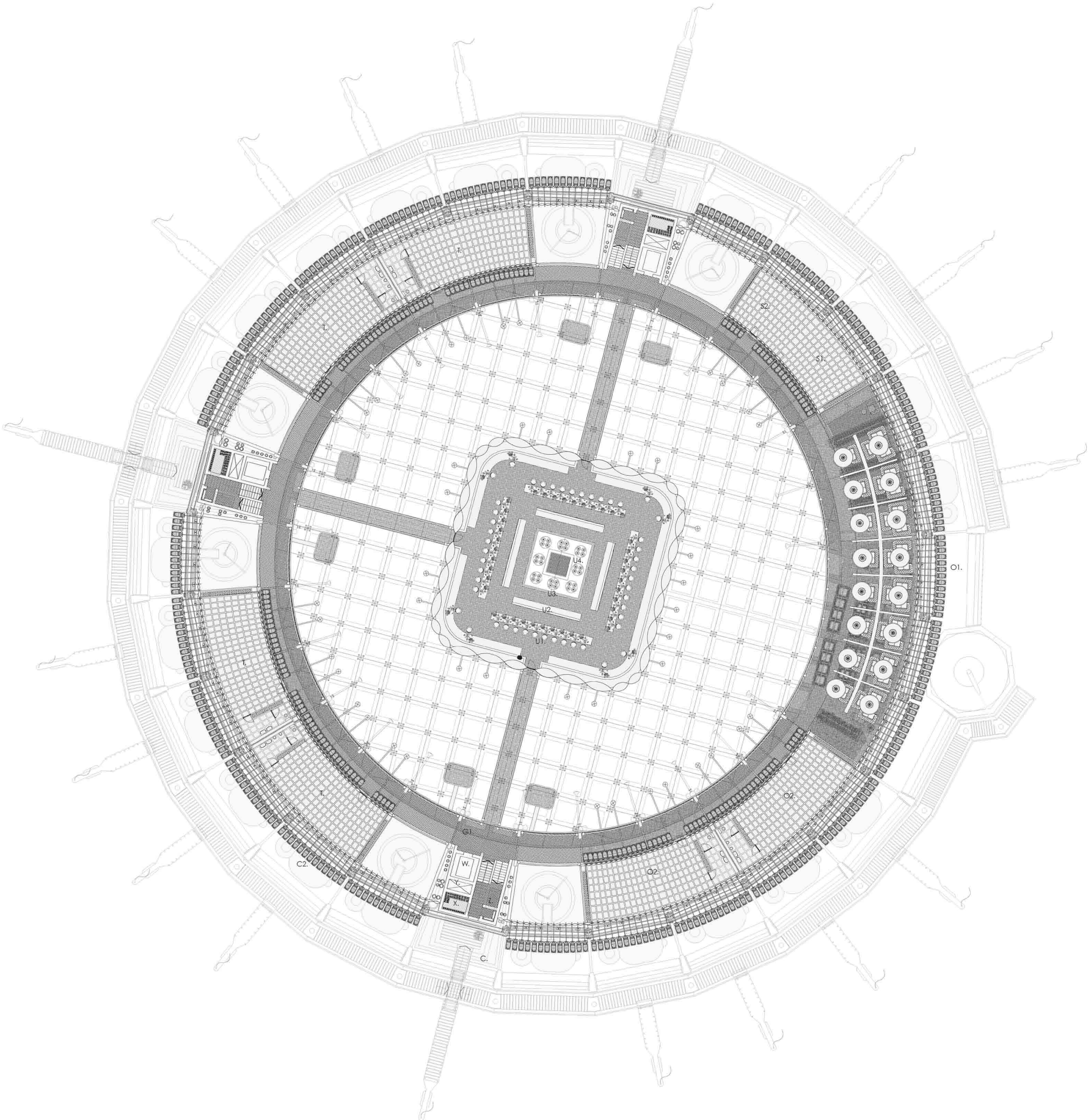

PL 3F 1:400

The Eel CANteen

The R_Evolution Lab

C. Existing Structure_ No1 Gasholder
C2.Drone Docking Armature_ Charging_ Deploying
G1. 3F Entrance + Walkway
O1. VIP Restaurant_ Terrace_ Function Space
O2. VIP Restaurant_ Kitchen
S1. Canning Plant
S2. Fish Meal Production
T. Laboratory
U1. Eel CANteen_ Dining Area
U2. Eel CANteen_ Preperation Area_ Turing Testing Area
U3. Eel CANteen_ Electric Eel Fishery
U4. Eel CANteen_ Canned Eel Storage_ Dispensary Tower

W. Elevator
X. Wellington Boot_ Umbrella Storage
Y. Dry Riser_ Elevator Mechanics
Z. Wet Risers

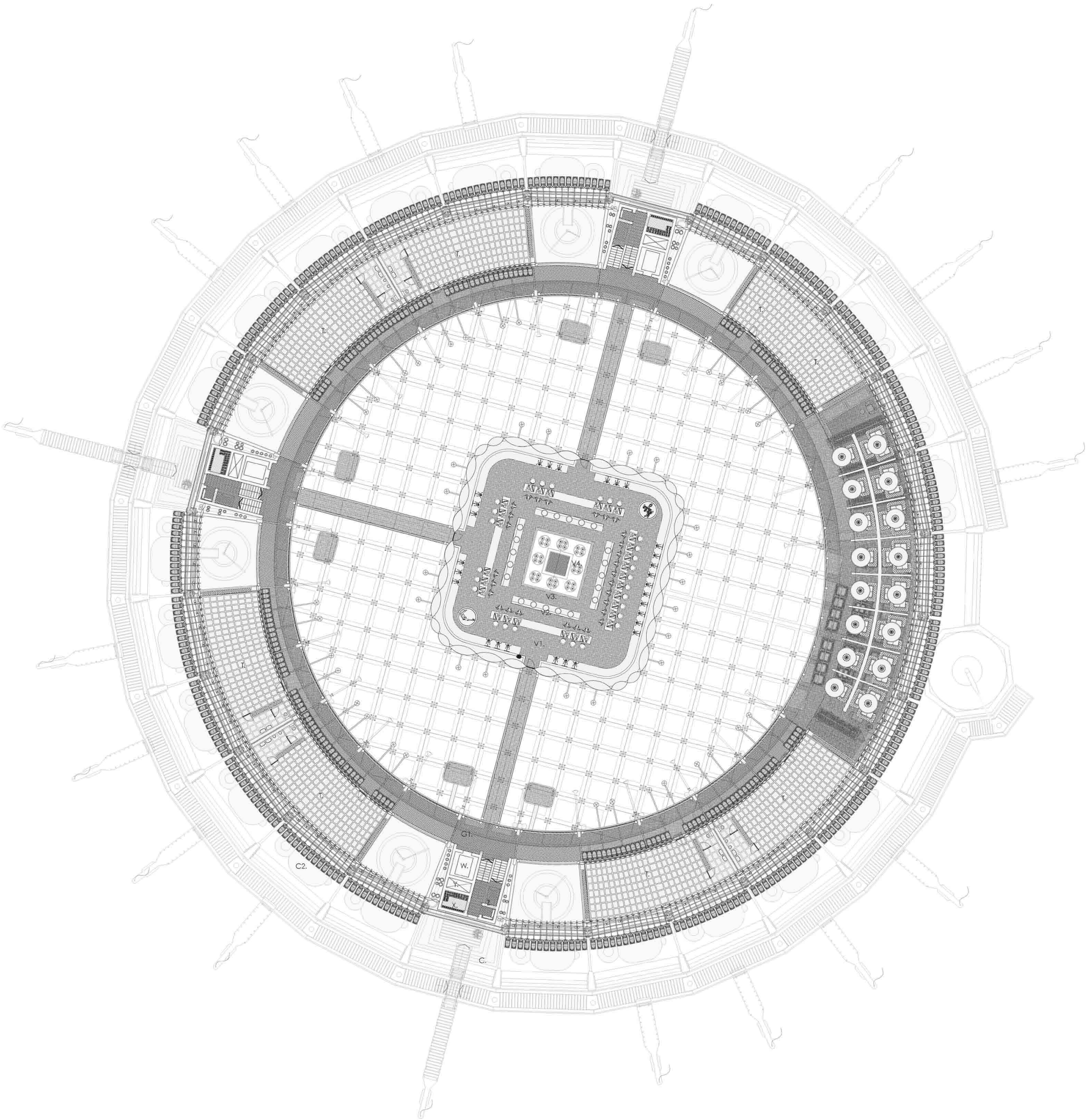

PL 4F 1:400

PHD Laboratories
The R_Evolution Lab

C. Existing Structure_ No1 Gasholder
C2.Drone Docking Armature_ Charging_ Deploying
G1. 4F Entrance + Walkway
T. Laboratory
V1. Eel Laboratory
V2. Eel Laboratory_ Implant Area
V3. Eel Laboratory_ Electric Eel Fishery
V4. Eel Laboratory_ Canned Eel Storage_ Dispensary Tower

W. Elevator
X. Wellington Boot_ Umbrella Storage
Y. Dry Riser_ Elevator Mechanics
Z. Wet Risers

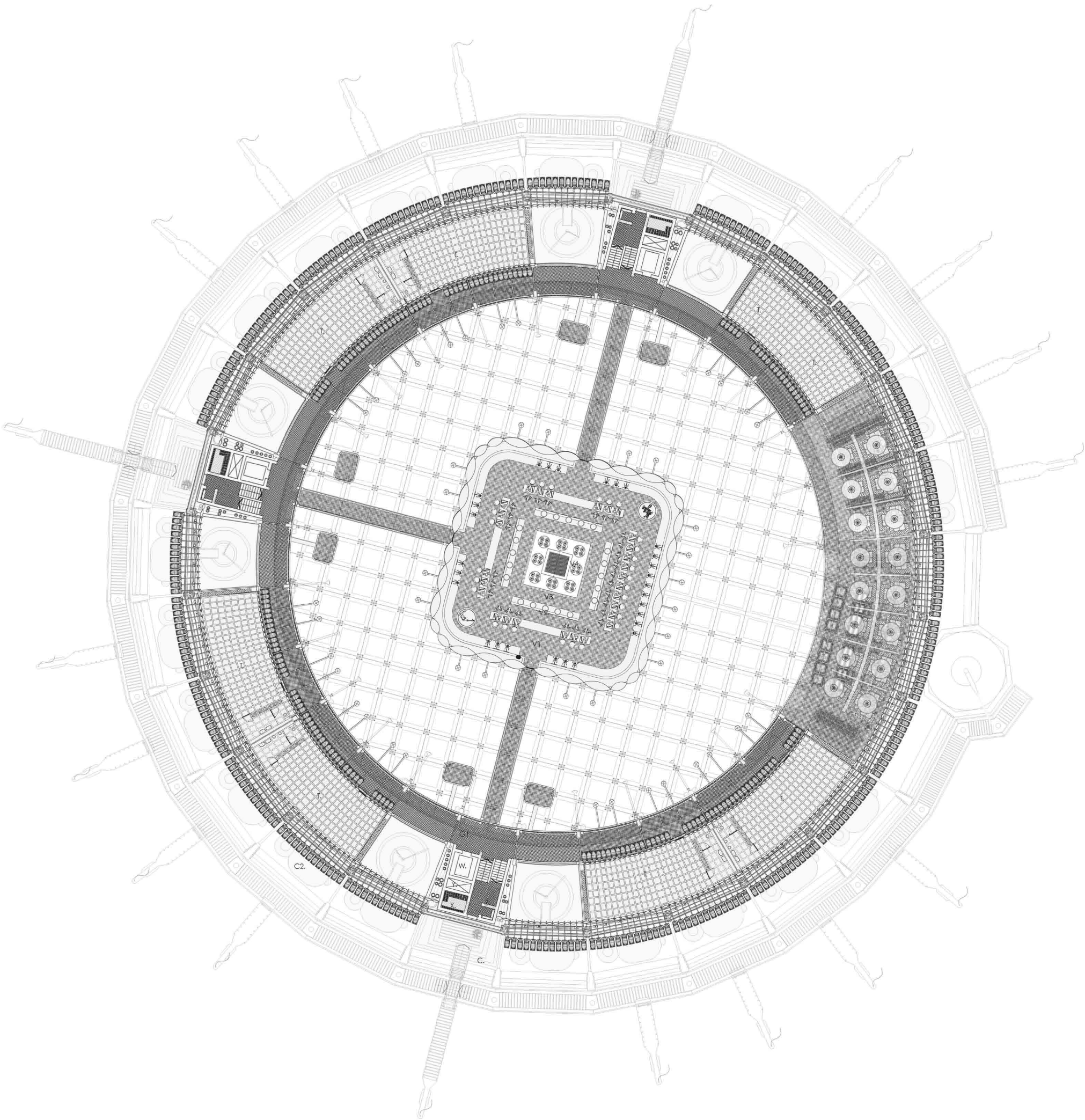

PL 5F 1:400

Eel Laboratory
The R_Evolution Lab

C. Existing Structure_ No1 Gasholder
C2.Drone Docking Armature_ Charging_ Deploying
G1. 5F Entrance + Walkway
T. Laboratory
V1. Eel Laboratory
V2. Eel Laboratory_ Implant Area
V3. Eel Laboratory_ Electric Eel Fishery
V4. Eel Laboratory_ Canned Eel Storage_ Dispensary Tower

W. Elevator
X. Wellington Boot_ Umbrella Storage
Y. Dry Riser_ Elevator Mechanics
Z. Wet Risers

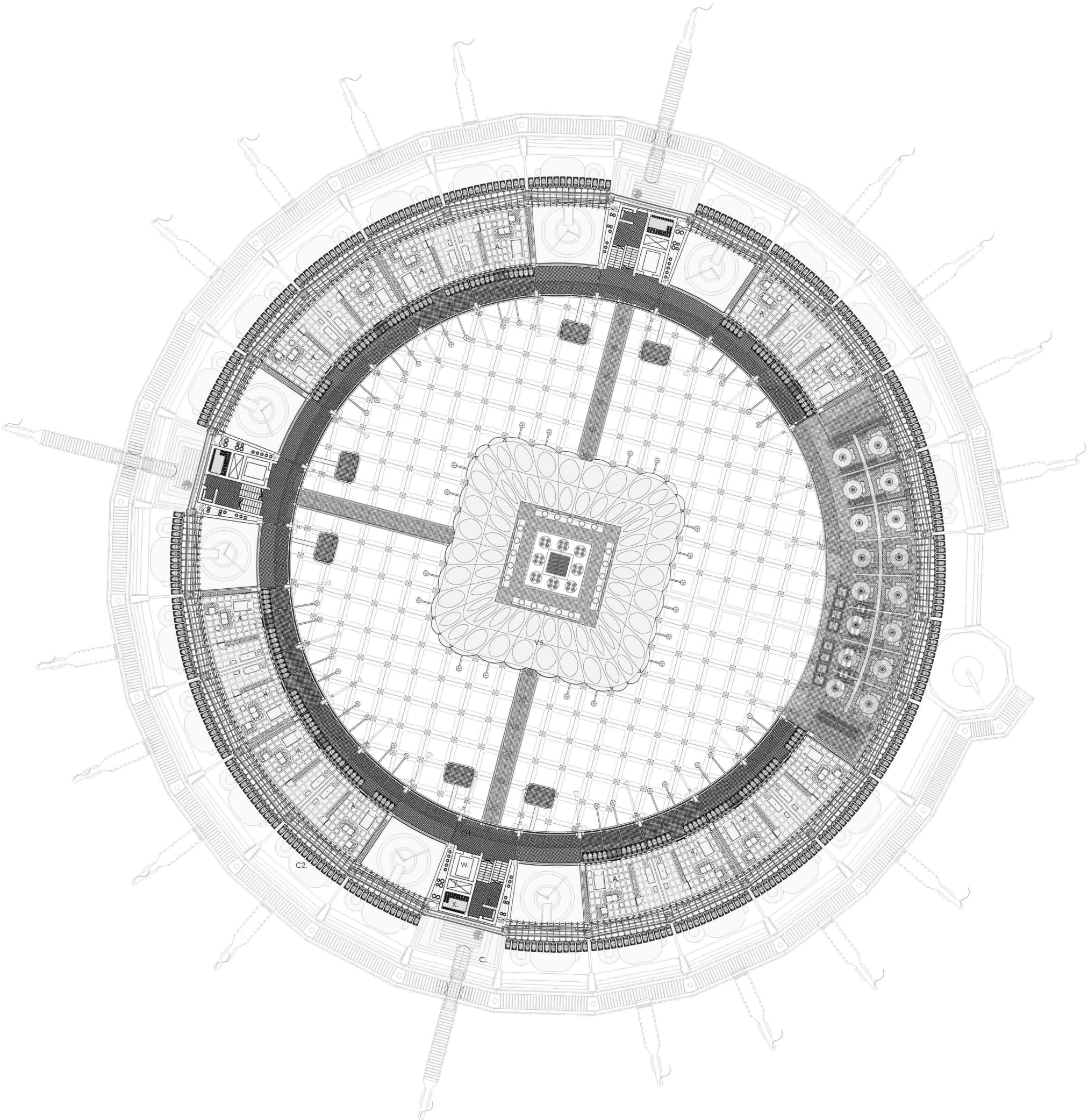

PL 6F 1:400

A. Accomadation_ Temporary Stay
C. Existing Structure_ No1 Gasholder
C2.Drone Docking Armature_ Charging_ Deploying
G1. 6F Entrance + Walkway
V5. Eel Laboratory_ ETFE Roof

W. Elevator
X. Wellington Boot_ Umbrella Storage
Y. Dry Riser_ Elevator Mechanics
Z. Wet Risers

Consultant Accommodation
The R_Evolution Lab

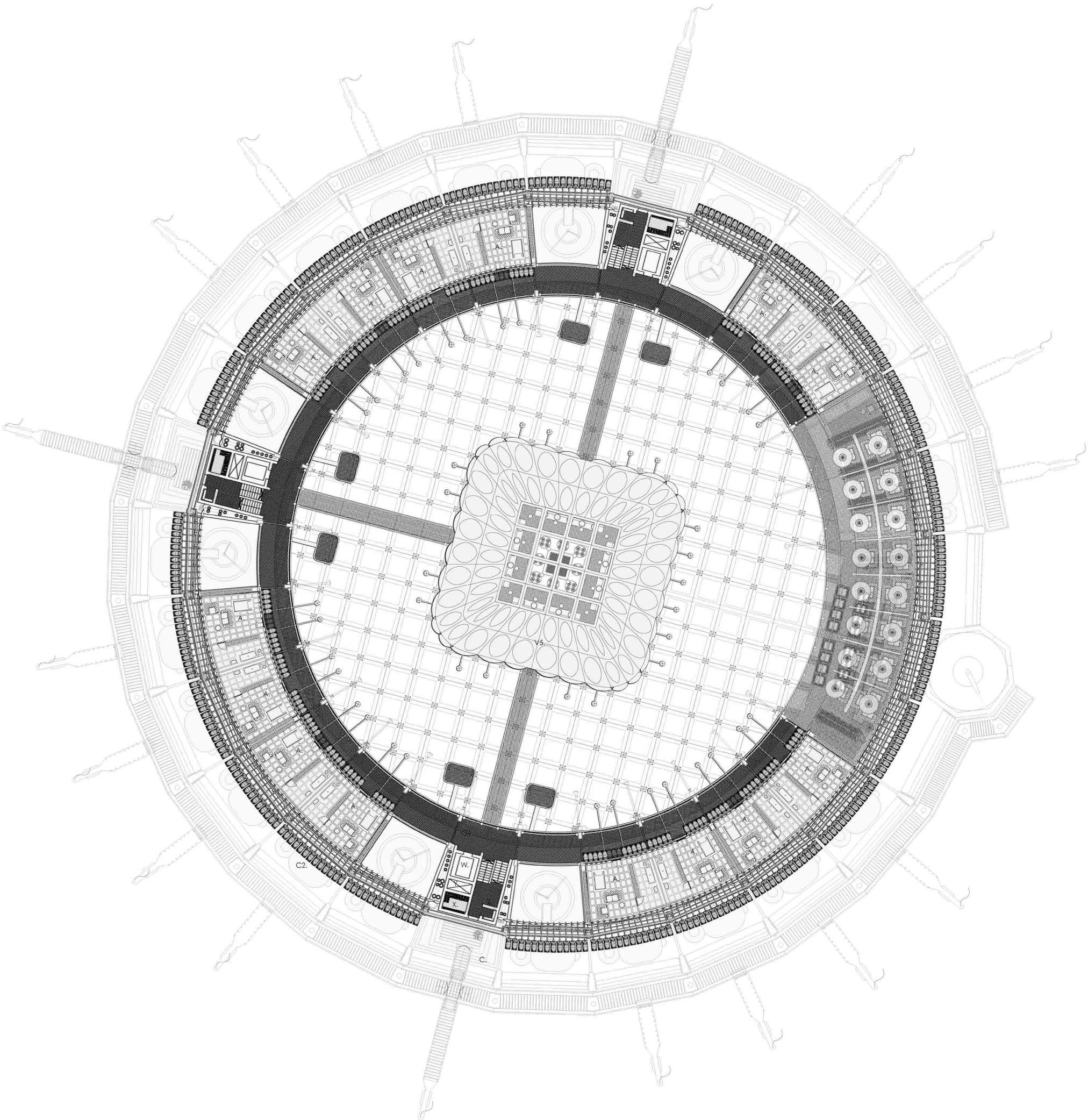

PL 7F 1:400

A. Accomadation_ Temporary Stay
C. Existing Structure_ No1 Gasholder
C2.Drone Docking Armature_ Charging_ Deploying
G1. 7F Entrance + Walkway
V5. Eel Laboratory_ ETFE Roof

W. Elevator
X. Wellington Boot_ Umbrella Storage
Y. Dry Riser_ Elevator Mechanics
Z. Wet Risers

Consultant Accommodation
The R_Evolution Lab

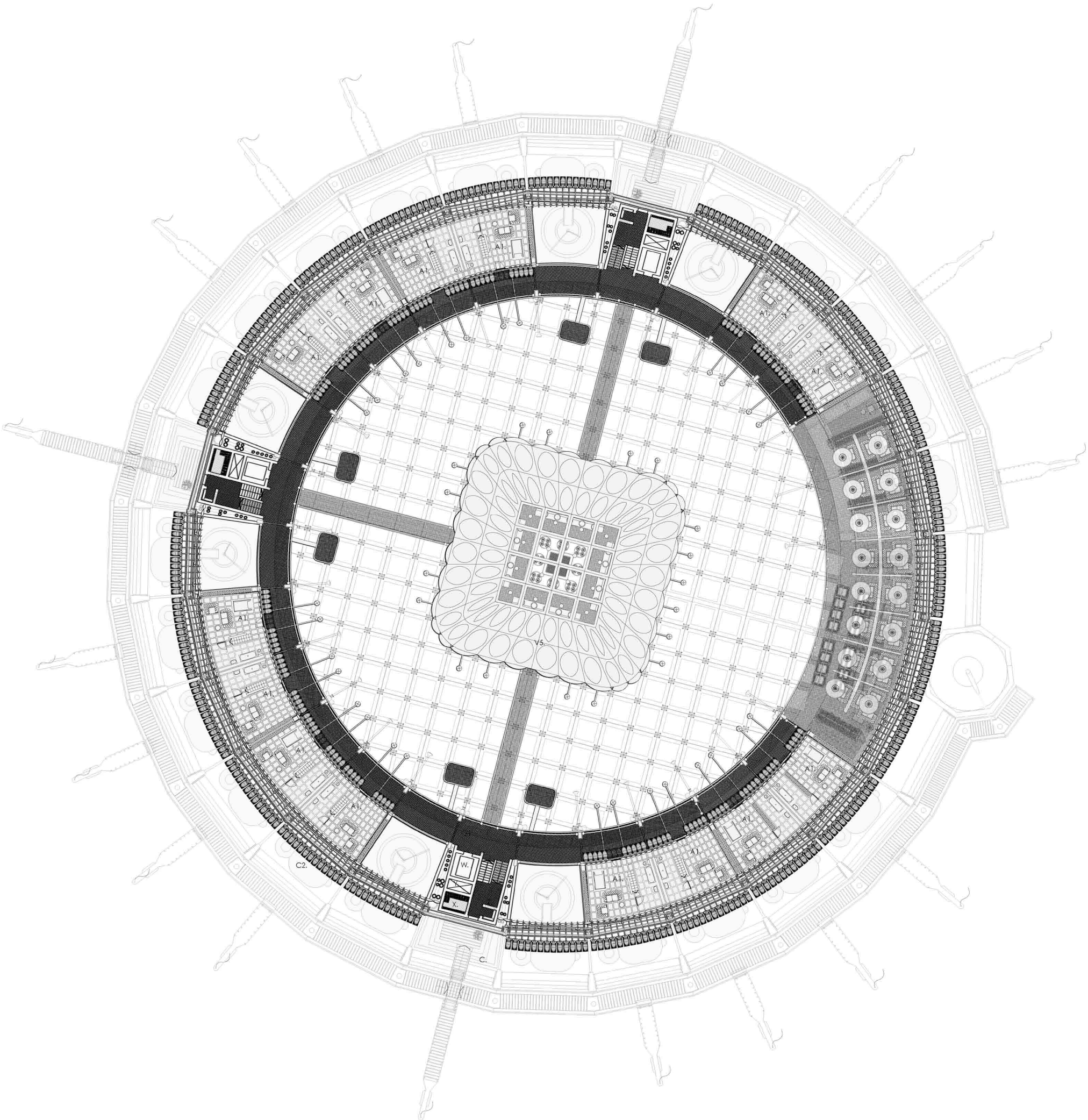

PL 8F 1:400

A1. Penthouse Accomadation Level 2_ Long Stay
C. Existing Structure_ No1 Gasholder
C2.Drone Docking Armature_ Charging_ Deploying
G1. 8F Entrance + Walkway
V5. Eel Laboratory_ ETFE Roof

W. Elevator
X. Wellington Boot_ Umbrella Storage
Y. Dry Riser_ Elevator Mechanics
Z. Wet Risers

Consultant Accommodation_ Penthouse L1
The R_Evolution Lab

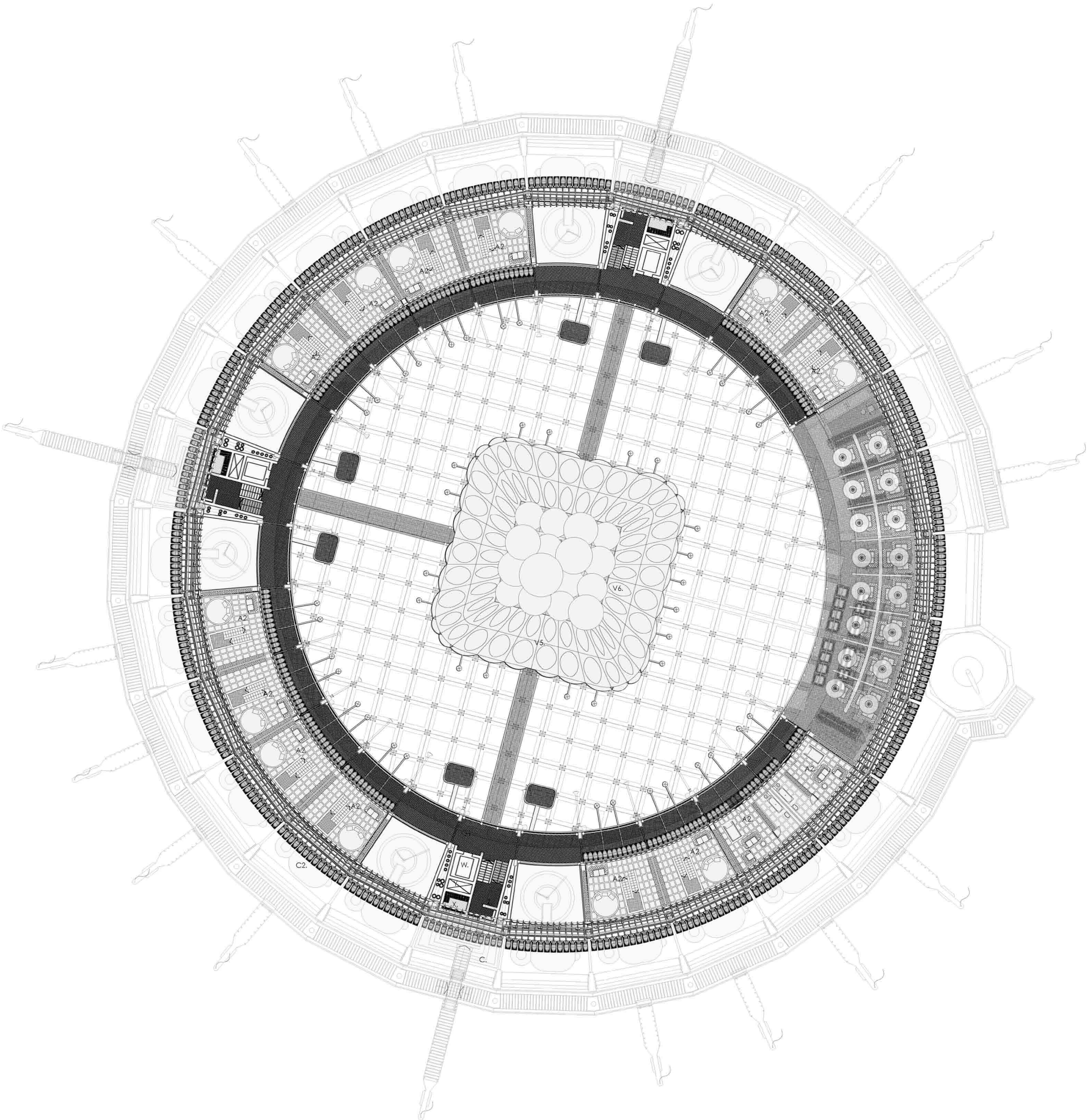

PL 9F 1:400

Consultant Accommodation_ Penthouse L2
The R_Evolution Lab

A2. Penthouse Accomadation Level 2_ Long Stay
C. Existing Structure_ No1 Gasholder
C2.Drone Docking Armature_ Charging_ Deploying
G1. 9F Entrance + Walkway
V5. Eel Laboratory_ ETFE Roof
V6. Eel Laboratory_ Ventilation Balloons

W. Elevator
X. Wellington Boot_ Umbrella Storage
Y. Dry Riser_ Elevator Mechanics
Z. Wet Risers